

LAY-IN GRILLES

Wood Ceilings & Walls

Available in reveal and narrow reveal edges, this collection of Lay-In Grille panels offers a variety of horizontal and vertical blades to add dimensionality to the ceiling.



APPLICATIONS

- Conference Rooms
- Private Offices
- Lobbies & Atria
- Hospitality

SOLID WOOD SIMULATED FINISHES:

Basswood finished to simulate the natural color and appearance of each species for cost-effectiveness and visual consistency

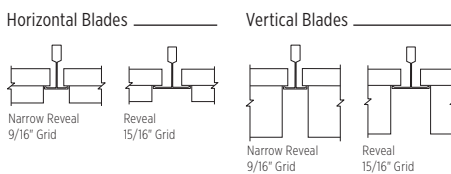


Actual shades or grains may vary; request a sample for more accurate finish portrayal. Additional special order options available.

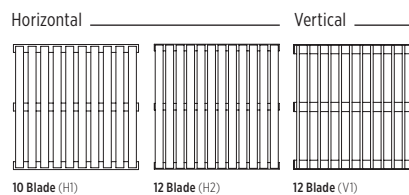
FEATURES AND BENEFITS

- Traditional 2' x 2' & 2' x 4' lay-in panels that install in traditional heavy duty suspension systems
- Horizontal & vertical blade orientations available
- Excellent sound absorption with NRC up to 0.85 with Theatre Black *f* infill
- Select from our standard simulated finishes, special order from our extensive library of wood species and veneers, or specify a custom wood, veneer, finish, paint color or laminate to match project elements
- FSC® available on request

SUSPENSION SYSTEM OPTIONS



BLADE OPTIONS



ACOUSTICAL INFORMATION

Up to NRC 0.85 when installed with Theatre® Black *f* 1" panels as infill

LEED® v4

RECYCLED CONTENT 80%¹

- ✓ EQ: Acoustic Performance
- ✓ MR: Sourcing of Raw Materials²
- ✓ MR: Regional Material (Location Specific)

¹Recycled content applies to veneered products only

²Ask about FSC® availability (FSC-C151918)

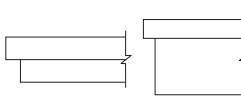
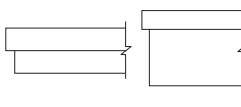
Additional Credits may apply; contact Wood Ceilings and Walls Technical Sales for information

LEED® is a registered trademark of the U.S. Green Building Council.

LAY-IN GRILLES

Wood Ceilings & Walls

STANDARD PRODUCT OFFERING

	Configuration	Item Number	Dimensions (W x L x H) (in.)	Number of Blades	Blade Depth (in.)	Blade Thickness (in.)	Fire Class	Weight (lbs. / sq. ft.)	
Reveal (15/16")									
	Horizontal Blades	H1	4205H1_ _ _	24 x 24 x 1	10	1/2	1-1/2	C	2.48
			4210H1_ _ _	24 x 48 x 1	10	1/2	1-1/2	C	2.48
	Vertical Blades	V1	4210V1_ _ _	24 x 48 x 2	12	1-1/2	1/2	C	2.48
Narrow Reveal (9/16")									
	Horizontal Blades	H2	4215H2_ _ _	24 x 24 x 1	12	1/2	1-1/2	C	2.48
			4220H2_ _ _	24 x 48 x 1	12	1/2	1-1/2	C	2.48
	Vertical Blades	V1	4215V1_ _ _	24 x 24 x 2	12	1-1/2	1/2	C	2.48

NOTE: Panel backers and dowels are black.

CAN'T FIND A SIZE? Additional configurations, sizes, and finishes available. Contact Wood Ceilings and Walls Technical Sales call 888-357-2345.

UNDERSTANDING ITEM NUMBERS:

To specify or order a specific product, include the 4-digit Item Number followed by the 2-character Configuration Code and the 4-character Color Code.

Example: To order the 2' x 2' reveal edge panel in Simulated Maple with Horizontal Blades, the item number would be **4205 H1 WBAM**

↓
Item number
 ↓
 ↓
Configuration Code

↓
Color Code

LAY-IN GRILLES

Wood Ceilings & Walls

SPECIAL ORDER SOLID WOODS AND FINISHES:

Simulated Finishes on Hemlock		Clear Finish					Texture Sawn
Simulated Beech (WHMK)	Simulated Maple (WHMM)	Ash (WASO)	Beech (WBEO)	Birch (WBIO)	Western Red Cedar (WRCO)	Cherry (WCHO)	Texture Sawn Red Cedar (WSCO)
Simulated Brown Cherry (WHMH)	Simulated Red Cherry (WHMI)	Douglas Fir Mixed Grain (WDMO)	Douglas Fir Vertical Grain (WVDO)	Hemlock Mixed Grain (WHMO)	Hemlock Vertical Grain (WHVO)	Poplar (WPLO)	Texture Sawn Hemlock (WSHO)
Simulated Walnut (WHML)	Simulated Red Oak (WHOL)	Maple (WMP0)	White Maple (WWMO)	Red Oak (WROO)	White Oak (WWO0)	Walnut (WWNO)	Texture Sawn Walnut (WTWO)

SPECIAL ORDER VENEERS AND FINISHES

Plain Slice Veneers

Natural veneers with distinct grains, cathedral arches, and natural variation in color and texture

Plain Slice Anigre (VPA0)	Steamed European Beech (VEB0)	Plain Slice Select White Birch (VSB0)	Natural Cherry (VPC0)	Medium Brown Cherry (VPCB)	Medium Red Cherry (VPCR)	Plain Slice Hickory (VPH0)
Maple (VMP0)	Red Oak (VPR0)	Plain Slice White Oak (VPO0)	Walnut Coffee (VPWC)	Walnut (VPWO)	Plain Slice Mahogany (VPM0)	Plain Slice Sapele (VPS0)

Reconstituted Veneers

Veneers engineered for visual and color consistency

Cherry (RRCO)	Maple (RMC0)	Quartered White Ash (VQA0)	Quartered Eucalyptus (VQE0)	Quartered Cherry (VQC0)	Rotary Cut White Maple (VRMD)
Walnut (RWNO)	Quartered Blonde (RQB0)	Douglas Fir Vertical Grain (VVD0)	Rift Cut Red Oak (VRR0)	Rift Cut White Oak (VRO0)	

Bamboo Veneers

Veneers engineered from rapidly-renewable bamboo

Narrow Cane Bamboo Caramel (BNCO)	Wide Cane Bamboo Caramel (BWCO)
Narrow Cane Bamboo Natural (BNN0)	Wide Cane Bamboo Natural (BWN0)

Actual shades or grains may vary; request a sample for more accurate finish portrayal.








SPECIAL ORDER CONFIGURATIONS

Contact CertainTeed Wood Ceilings and Walls Technical Sales for additional configuration options.

LAY-IN GRILLES

Wood Ceilings & Walls

ACCESSORIES

TRIM AND TRIM ACCESSORIES	Product Name	Color	Use
 1005T2 ___	2" x 96" x 3/4" Solid Wood Trim	Solid Wood Finishes	2" perimeter trim; each 96" trim piece includes one (1) 3" Alignment Splice Plate (C-101) and four (4) Panel Edge Fixing Brackets (C-113) for trim installation
 1015T4 ___	4" x 96" x 3/4" Solid Wood Trim	Solid Wood Finishes	4" perimeter trim; each 96" trim piece includes one (1) 3" Alignment Splice Plate (C-101) and four (4) 90 Degree Perimeter Trim Brackets (C-116) for trim installation
 1025T6 ___	6" x 96" x 3/4" Solid Wood Trim	Solid Wood Finishes	6" perimeter trim; each 96" trim piece includes one (1) 3" Alignment Splice Plate (C-101) and four (4) 90 Degree Perimeter Trim Brackets (C-116) for trim installation
 C-116	90 Degree Perimeter Trim Bracket	Metal	For attaching trim to modules; one (1) clip per 24" section of trim; four (4) clips included per 96" trim piece
 C-113	Panel Fixing Bracket	Metal	For attaching 2" perimeter trim or trim proud of the product face; four (4) clips per 96" length of trim
 C-100	90 Degree Perimeter Trim Clip	Metal	For securing 90 degree perimeter trim corners; one (1) clip required for each corner
 C-101	3" Alignment Splice Plate	Metal	For splicing together lengths of trim; one (1) splice plate included per 96" trim piece

Trim and Trim Accessories sold by the piece and ordered separately as needed for the specific installation and includes the installation accessories as noted.

PHYSICAL DATA

MATERIAL

Solid Basswood blades; plywood backers

Additional special order solid wood and veneers available.

SURFACE FINISH

Clear or tinted topcoat with 20% sheen

FIRE CLASS

Class C per E84/ULC S102
Flame Spread: 200 or less
Smoke Developed: 450 or less

SITE CONDITIONS

Wood panels must be acclimatized for 72 hours prior to installation. Maintain relative humidity between 25% and 55% and temperature between 50°F and 89°F (10°C and 32°C) for the life of the product.

Wood is a natural material with varying grain and color characteristics. Characteristics may vary from panel to panel.

SEISMIC RESTRAINT

See installation instructions for seismic area installation information.

WARRANTY

Full warranty information can be found at CertainTeed.com/ceilings.



CertainTeed

CEILINGS • DECKING • FENCE • GYPSUM • INSULATION • RAILING • ROOFING • SIDING • TRIM
20 Moores Road Malvern, PA 19355 Professional: 800-233-8990 Consumer: 800-782-8777 certainteed.com