

# QUICKSPAN™ LOCKING DRYWALL GRID SYSTEM


Featuring the QuickSpan Support Clip

Engineered and designed to be the quickest and easiest way to span flat drywall ceilings in hallway and corridor applications.

## QUICKSPAN LOCKING CHANNEL AND TEE



### WALL ANGLE



## QUICKSPAN SUPPORT CLIP



## FEATURES AND BENEFITS

### QUICKSPAN TEES

- Eliminates the need for hanger wires for unsupported spans up to 9' with 5/8" drywall and 16" O.C. spacing
- Knurled face for easier screw installation
- Web is double stitched for added strength
- Heavy-duty material for maximum rigidity and screw grip
- G40 galvanization and 0.020" metal thickness

### QUICKSPAN SUPPORT CLIP

- Snap and fasten to carrying tee for support of spans up to 16'
- Allows for wire spacing up to 6'6"

### QUICKSPAN LOCKING CHANNEL

- Pre-engineered locking tabs punched 8" O.C.
- Tees quickly twist into place for fast installation
- Locking tab prevents lateral and upward movement
- No need for screws, pop rivets or crimpers
- Carpenters marks at locking tabs for quick alignment

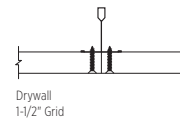
### ALL QUICKSPAN ELEMENTS

- 10-year limited warranty
- Tested performance data available in ICC ESR-3941

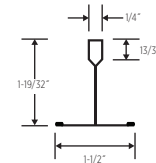
## APPLICATIONS

- Condominiums / Apartments
- Hotels / Motels
- Education
- Healthcare
- Offices

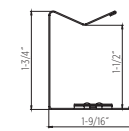
## APPLICATION DETAILS



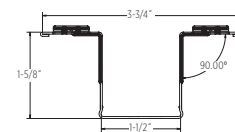
### TEES






### LOCKING CHANNEL



### SUPPORT CLIP



## ACCESSORIES

QUICKSPAN™ ACCESSORIES	Product Name	Dimensions L x H x W in. (mm)	Pieces/ carton	Use
	<b>QSSCI</b> QuickSpan Support Clip	3.83 x 1.61 x 2 (97.28 x 40.89 x 50.8)	100	Used to support wider spanning tee spacing and enables longer spans with fewer hanger wires. Fastened with two minimum #7 screws (not provided).
	<b>DFB</b> Direct Fixing Bracket	4-1/2 x 1-1/2 x 1/16 (115 x 39 x 2)	75	Used to attach tees to the structure in shallow plenum applications
	<b>LBRC</b> L-Bracket	2-1/4 x 2-1/4 x 1/16 (58 x 58 x 2)	200	Used to screw-attach cut cross tees together

# QUICKSPAN™ LOCKING DRYWALL GRID SYSTEM

Featuring the QuickSpan Support Clip

	Description	Dimensions L x H x W (in.)	Hanger/Lock Spacing (in.)	Pieces/ bundle	Lin. Ft./ bundle	Lbs./ bundle	Recycled Content TOTAL
<b>MAIN RUNNER</b>							
QST6-13-20	6" QuickSpan Tee G40	72 x 1-9/16 x 1-1/2	4" O.C.	12	72	25	87%
QST8-13-20	8" QuickSpan Tee G40	96 x 1-9/16 x 1-1/2	4" O.C.	12	96	34	87%
QST10-13-20	10" QuickSpan Tee G40	120 x 1-9/16 x 1-1/2	4" O.C.	12	120	42	87%
QST12-13-20	12" QuickSpan Tee G40	144 x 1-9/16 x 1-1/2	4" O.C.	12	144	50	87%
QST14-13-20	14" QuickSpan Tee G40	168 x 1-9/16 x 1-1/2	4" O.C.	12	168	59	87%
QST16-13-20	16" QuickSpan Tee G40	192 x 1-9/16 x 1-1/2	4" O.C.	12	192	67	87%
CUSTOM	Custom Length (Max = 16')	TBD x 1-9/16 x 1-1/2	4" O.C.	—	—	—	87%
<b>WALL ANGLE</b>							
DWA1.5-1.5	1-1/2" Knurled Wall Angle G40	144 x 1-1/2 x 1-1/2		20	240	45	88%
DWA2-2	2" Knurled Wall Angle G40	144 x 2 x 2		20	240	59	88%
<b>LOCKING CHANNEL</b>							
QSLC12-14-20	12" QuickSpan Locking Channel G40	144 x 1-3/4 x 1-9/16	8" O.C.	12	144	40	87%
<b>SUPPORT CLIP</b>							
QSSC1	QuickSpan Support Clip	3.83 x 1.61 x 2	n/a	100	n/a	n/a	87%

QuickSpan tees and locking channel must be used together.

G-90 galvanization is available for extreme corrosion resistance and exterior applications.

## LOAD TEST DATA

### CLEAR SPAN L/240 NO HANGERS (LBS/FT)

SPAN LENGTH	4'(48")	4'6"(54")	5'(60")	5'6"(66")	6'(72")	6'6"(78")	7'(84")	7'6"(90")	8'(96")	8'6"(102")	9'(108")	9'6"(114")	10'(120")	10'6"(126")	11'(132")	12'(144")	14'(168")
LOAD (lbs/Sq. ft.)	33.86	24.02	17.51	13.16	10.13	7.97	6.38	5.19	4.28	3.60	3.31	2.81	2.41	2.08	1.81	1.51	1.03

### SPAN LOAD TEST DATA (WITHOUT SUPPORT CLIP)

SPANNING TEE SPACING (lbs/Sq. ft.)	SPAN LENGTH															
	4'(48")	4'6"(54")	5'(60")	5'6"(66")	6'(72")	6'6"(78")	7'(84")	7'6"(90")	8'(96")	8'6"(102")	9'(108")	9'6"(114")	10'(120")	11'3"(135")	12'(144")	14'(168")
8" O.C.	50.5	35.85	26.2	19.64	15.2	11.90	9.6	7.75	6.4	5.0	3.6	2.6	2.25	2.25	1.54	
16" O.C.	25.5	18.06	13.2	9.89	7.6	5.99	4.8	3.9	3.2	2.5	1.81	1.31	1.14	0.77		
24" O.C.	16.9	12.01	8.8	6.58	5.1	3.99	3.2	2.6	2.14	1.66	1.21	0.87	0.76	0.52		

Note: 2-ply 5/8" drywall weighs approx. 5.0 lbs/Sq.ft., 5/8" drywall weighs approx. 2.5 lbs/Sq.ft., 1/2" drywall weighs approx. 2.0 lbs/Sq.ft., 1/2" Easi-Lite weighs approx. 1.4 lbs/Sq.ft.

Max Design Span for 5 lbs/Sq. Ft. (Double 5/8" Board)		Max Design Span for 2.5 lbs/Sq. Ft. (5/8" Board)		Max Design Span for 2.0 lbs/Sq. Ft. (1/2" Board)		Max Design Span for 1.4 lbs/Sq. Ft. (Lightweight 1/2" Board*)	
8" O.C.	107.7' (8' 11")	8" O.C.	135.6' (11' 3")	8" O.C.	152.3' (12' 8")	8" O.C.	168' (14')
16" O.C.	82.8' (6' 10")	16" O.C.	107.7' (8' 11")	16" O.C.	116' (9' 7")	16" O.C.	130.6' (10' 5")
24" O.C.	72.3' (6')	24" O.C.	91.1' (7' 7")	24" O.C.	98.2' (8' 2")	24" O.C.	114.1' (9' 5")

### HANGER WIRE SPACING (in.) FOR QUICKSPAN TEE PERPENDICULAR SUPPORT WITH SUPPORT CLIP AT CENTER

GYPSUM BOARD WEIGHT	FULL SPAN IN ft. (UNSUPPORTED SPAN IN ft.)*									
	7'(3.5')	8'(4')	9'(4.5')	10'(5')	11'(5.5')	12'(6')	13'(6.5')	14'(7')	15'(7.5')	16'(8')
	Hanger spacing (in.)									
5 lbs/Sq. ft.	60.0	57.4	55.2	53.3	51.6	50.1	48.8	47.6	46.5	45.5
2.5 lbs/Sq. ft.	75.6	72.3	69.5	67.1	65.0	63.2	61.5	60.0	58.6	57.4
2 lbs/Sq. ft.	78.0	78.0	74.9	72.3	70.0	68.0	66.2	64.6	63.2	61.8
1.4 lbs/Sq. ft.	78.0	78.0	78.0	78.0	78.0	76.6	74.6	72.8	71.1	69.6

\*Unsupported span is equal to the distance measured between locking channels and the perpendicular QuickSpan support tee.

# QUICKSPAN™ LOCKING DRYWALL GRID SYSTEM

Featuring the QuickSpan Support Clip

1. Spanning tee load test data shows uniform load in lbs./Sq. ft. based on clear span tests in accordance with ASTM deflection limit on L/240.
2. Carrying tees require inverted 16" tee splice fastened with four #7 screws on each side of the joint.
3. Installation per ASTM C636
4. Installation per ASTM C754

**Installation:**

Must be installed in compliance with ASTM C636, ASTM E580, CISCA and stand industry practices, within all applicable code requirements. Alternative assemblies and installation methods may be utilized when approved by the Authority Having Jurisdiction. CertainTeed recommends checking with the Authority Having Jurisdiction prior to designing and installing a suspended ceiling system.

**Code Compliance:**

The information presented is correct to the best of our knowledge at the date of issuance. Because codes continue to evolve, check with local officials prior to designing and installing a ceiling system. Other restrictions and exemptions may apply.

Tested performance data available in ICC ESR-3941



**CertainTeed**

CEILINGS • DECKING • FENCE • GYPSUM • INSULATION • RAILING • ROOFING • SIDING • TRIM  
20 Moores Road Malvern, PA 19355 Professional: 800-233-8990 Consumer: 800-782-8777 [certainteed.com](http://certainteed.com)