

Brighter,
more vibrant,
dramatic
depth of color.

Shown in Max Def Weathered Wood

Specifications


- Two-piece laminated fiber glass-based construction
- Classic shades and dimensional appearance of natural wood or slate
- 229/236 lbs. per square

For U.S. building code compliance, see product specification sheets.

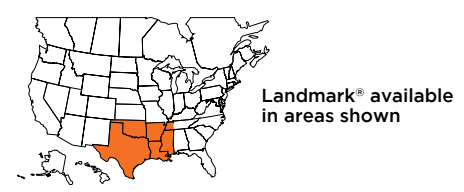
CertainTeed products are tested to ensure the highest quality and comply with the following industry standards:

- Fire Resistance:**
- UL Class A
 - UL certified to meet ASTM D3018 Type 1
- Wind Resistance:**
- UL certified to meet ASTM D3018 Type 1
- Tear Resistance:**
- UL certified to meet ASTM D3462
 - CSA standard A123.5
- Wind Driven Rain Resistance:**
- Miami-Dade Product Control Acceptance
- Quality Standards:**
- ICC-ES-ESR-1389

Warranty

- Lifetime limited transferable warranty against manufacturing defects on residential applications
- 10-year StreakFighter® algae-resistance warranty 
- 10-year SureStart™ protection
- 10-year 130 mph wind-resistance warranty*

**See warranty for application requirements*



NOTE: Due to limitations of printing reproduction, CertainTeed can not guarantee the identical match of the actual product color to the graphic representations throughout this publication.



Integrity Roof System™

Integrity is built from the bottom up. Layer-on-layer, only CertainTeed provides the peace of mind that comes with the best components performing together for peak efficiency.

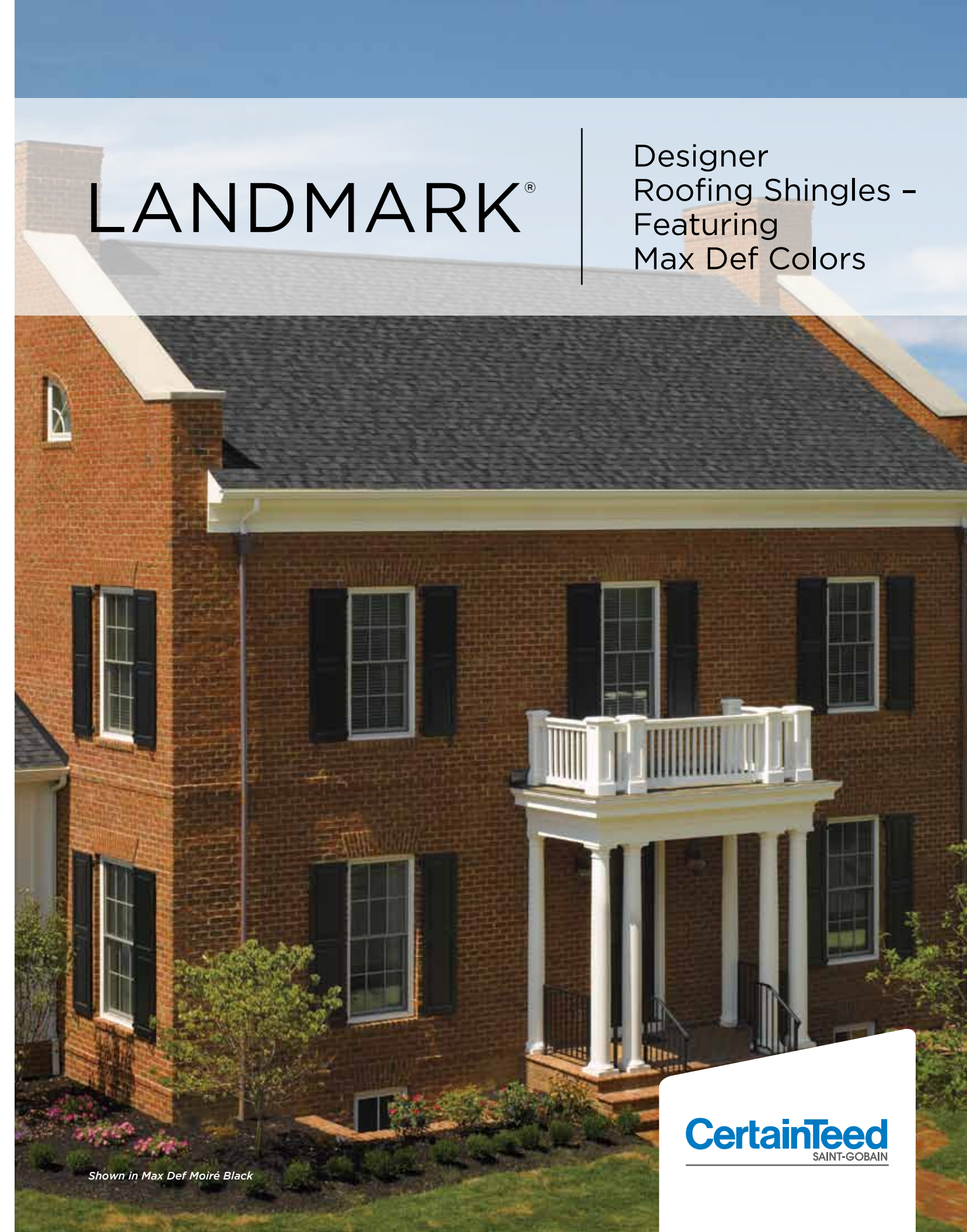
- 1. Waterproof Underlayment**
Waterproofing shingle underlayment prevents leaks from wind-driven rain and ice dams
- 2. Water-Resistant Underlayment**
High-performance underlayment provides a water-resistant layer over the roof deck and a secondary barrier against leaks
- 3. Starter Shingles**
Perfect starts every time and designed to work in tandem with the roof shingles above
- 4. Roof Shingles**
Choose the best, covered by the strongest warranty in the business
- 5. Hip & Ridge Caps**
Perfect finish for hip and ridge lines, complementing all CertainTeed shingles
- 6. Roof Ventilation**
Engineered for ideal roof ventilation especially when matched with CertainTeed Intake Vents

learn more at: certainteed.com/roofing



CertainTeed Corporation
 ROOFING • SIDING • TRIM • DECKING • RAILING • FENCE • GYPSUM • CEILINGS • INSULATION
 20 Moores Road Malvern, Pa 19355 Professional: 800-233-8990 Consumer: 800-782-8777 certainteed.com

©01/18 CertainTeed Corporation, Printed in the USA, Code No. 20-20-3284



LANDMARK®

Designer
Roofing Shingles -
Featuring
Max Def Colors

Shown in Max Def Moiré Black



Max Def Colors

Look deeper. With Max Def, a new dimension is added to shingles with a richer mixture of surface granules. You get a brighter, more vibrant, more dramatic appearance and depth of color. And the natural beauty of your roof shines through.



Max Def Heather Blend



Max Def Burnt Sienna



Max Def Weathered Wood



Max Def Moiré Black



Max Def Resawn Shake



Max Def Georgetown Gray

Traditional Color Palette

Landmark light and dark colors blend for a very natural look, from classic shades of grays and beige to dimensional earthtones.



Heather Blend



Burnt Sienna



Weathered Wood



Moiré Black



Resawn Shake



Georgetown Gray

From light, inviting earthtones to bolder, darker shades



Silver Birch



Cobblestone Gray



Colonial Slate



Cottage Red



Hunter Green



Mission Brown

Silver Birch is an ENERGY STAR® rated product and may qualify for an energy tax credit.