

## ENVIRONMENTAL PRODUCT DECLARATION

# SUSTAINABLE INSULATION®

FIBERGLASS BLANKET INSULATION



*Sustainable Insulation is proven fiber glass technology with 21st century renewable, recycled, and formaldehyde-free ingredients.*

**CertainTeed**  
SAINT-GOBAIN

CertainTeed Corporation is the leading North American manufacturer of interior building materials including gypsum, ceilings, and insulation as well as exterior building materials including roofing, vinyl siding, trim, fence, railing, and decking products.

All CertainTeed insulation products improve building energy efficiency, helping to lower energy costs throughout the life of the structure. A typical pound of fiber glass like CertainTeed's Sustainable Insulation saves 12 times as much energy in its first year in place as the energy used to produce it. Then, it continues to conserve energy for the life of the building with no additional maintenance required. Sustainable Insulation can also improve overall occupant comfort through the reduced noise and privacy of increased acoustical performance.

For more, visit:

[www.certainteed.com/insulation](http://www.certainteed.com/insulation)



# ENVIRONMENTAL PRODUCT DECLARATION





Sustainable Insulation®  
Fiberglass Blanket Insulation

According to ISO 14025

This declaration is an environmental product declaration (EPD) in accordance with ISO 14025. EPDs rely on Life Cycle Assessment (LCA) to provide information on a number of environmental impacts of products over their life cycle. Exclusions: EPDs do not indicate that any environmental or social performance benchmarks are met, and there may be impacts that they do not encompass. LCAs do not typically address the site-specific environmental impacts of raw material extraction, nor are they meant to assess human health toxicity. EPDs can complement but cannot replace tools and certifications that are designed to address these impacts and/or set performance thresholds – e.g. Type 1 certifications, health assessments and declarations, environmental impact assessments, etc. Accuracy of Results: EPDs regularly rely on estimations of impacts, and the level of accuracy in estimation of effect differs for any particular product line and reported impact. Comparability: EPDs are not comparative assertions and are either not comparable or have limited comparability when they cover different life cycle stages, are based on different product category rules or are missing relevant environmental impacts. EPDs from different programs may not be comparable.



|   |  |  |
|---|--|--|
| PROGRAM OPERATOR  | UL Environment   |  |
| DECLARATION HOLDER  | CertainTeed Insulation   |  |
| DECLARATION NUMBER  | 4787358622.102.1   |  |
| DECLARED PRODUCT  | Sustainable Insulation® Fiberglass Building Insulation Batts - Canada  |  |
| REFERENCE PCR   | UL PCR for Building Envelope Thermal Insulation v 1.3, 2014  |  |
| DATE OF ISSUE   | February 2, 2017   |  |
| PERIOD OF VALIDITY  | 5 Years  |  |
| CONTENTS OF THE DECLARATION   | Product definition and information about building physics<br>Information about basic material and the material's origin<br>Description of the product's manufacture<br>Indication of product processing<br>Information about the in-use conditions<br>Life cycle assessment results<br>Testing results and verifications |  |
| The PCR review was conducted by:  | UL Environment   |  |
|   | PCR Review Panel   |  |
|   | epd@ulenvironment.com  |  |
| This declaration was independently verified in accordance with ISO 14025 by Underwriters Laboratories<br><input type="checkbox"/> INTERNAL <input checked="" type="checkbox"/> EXTERNAL | <br>Wade Stout, UL Environment  |  |
|   | <br>Thomas Gloria, Industrial Ecology Consultants   |  |
| This life cycle assessment was independently verified in accordance with ISO 14044 and the reference PCR by:  |  |  |

## Product Definition and Information

### Product Description

CertainTeed is dedicated to Building Responsibly™ with fiber glass insulation products that are engineered, produced and shipped with a commitment to minimizing environmental impact and improving energy savings. The CertainTeed Sustainable Insulation® Blanket product line is an insulation material made of fiber glass that consists of rapidly renewable content, a high percentage of recycled glass, and a new plant-based binder that has no formaldehyde, harsh acrylics, dyes or unnecessary fire retardants added. The blanket insulation products included in this EPD are: Standard Universal Blanket Insulation, Theater Blanket Insulation (AcoustaBlanket), Metal Building Insulation for the U.S., and Commercial Blanket Insulation for the U.S. and Canada. The sizes for the products in this EPD range from R-2.1 to R-30.

The functional unit of the products reported in this document is 1 square meter of insulation material with a thickness that provides an average thermal resistance  $R_{SI} = 1 \text{ m}^2\text{K/W}$  ( $R_{US} = 5.68$ ) with a building service life of 60 years.

### Product Line



#### Features and Benefits

Sustainable Blanket Insulation is ideal for, commercial and institutional settings where flexible thermal and acoustical insulation is required.

- Made in U.S.
- Made using a rapidly renewable plant-based binder
- Made with recycled content (GreenCircle Certified)
- Helps create a health indoor environment (GREENGUARD Certified)
- Fire-retardant and high-temperature resistant
- Durable, easy to install, zero maintenance
- Contributes to LEED® points

# ENVIRONMENTAL PRODUCT DECLARATION



Sustainable Insulation®  
Fiberglass Blanket Insulation

According to ISO 14025

## Manufacturing Locations

CertainTeed manufacturing facilities that produce the Sustainable Blanket Insulation for this EPD are:

| Athens, GA Plant   | Chowchilla, CA Plant  |
|--|---|
| CertainTeed Insulation<br>425 Athena Drive, Athens, GA 30601 | CertainTeed Insulation<br>17775 Avenue 23 ½, Chowchilla, CA 93610 |

These facilities provided the primary data for this assessment and the results are based on the weighted average of production at the two facilities.

## Application and Uses

Sustainable Insulation is for residential and commercial use. CertainTeed Sustainable Blanket Insulation is available in Unfaced insulation in a variety of R-values ranging from 2.1 to 30 with thicknesses ranging from 1 to 10 inches. CertainTeed Sustainable Blanket Insulation acts as both thermal and acoustical insulation in ceilings, walls and floors.

## Installation

Sustainable Blanket Insulation is made for easy handling and installation. For small or irregularly shaped spaces, all trimming can be simply accomplished with a utility knife. For cathedral ceiling products, an air space between the insulation and roof sheathing, ventilated at ridge and soffit is desirable.

Unfaced Sustainable Blanket Insulation is made to be easily installed by pressure fitting between framing, with no fastening required.

## Health, Safety, and Environmental Aspects during Installation

Fiber glass insulation may cause temporary skin and respiratory irritation. During installation it is recommended that eye protection, disposable dust masks, gloves, hats, long sleeves and long pants are worn.



# ENVIRONMENTAL PRODUCT DECLARATION



Sustainable Insulation®  
Fiberglass Blanket Insulation

According to ISO 14025

## Material Content

Table 1: Blanket Insulation Product Specifications

| Component                     | Weight Percent | Recycled Resource | Mineral Resource | Renewable | Origin        | Transportation Distance (km) |
|-------------------------------|----------------|-------------------|------------------|-----------|---------------|------------------------------|
| <b>Glass Batch</b>            |                |                   |                  |           |               |                              |
| Cullet                        | 25% - 50%      | Y                 |                  |           | North America | 50 - 1000                    |
| Sand                          | 15% - 50%      |                   | Y                |           | North America | 200-400                      |
| Soda Ash                      | <15%           |                   | Y                |           | North America | 400-3000                     |
| Borates                       | <15%           |                   | Y                |           | North America | 300-3500                     |
| Limestone                     | <10%           |                   | Y                |           | North America | 150-400                      |
| Manganese Dioxide             | <2%            |                   | Y                |           | North America | 700 - 3300                   |
| Feldspar                      | <25%           |                   | Y                |           | North America | 200-350                      |
| <b>Binder</b>                 |                |                   |                  |           |               |                              |
| Bio-Based Polycarboxylic Acid | 0%- 50%        |                   |                  | Y         | North America | 50 – 1000                    |
| Sugars                        | 0% - 50%       |                   |                  | Y         | North America | 1200-3300                    |
| Mineral Oil                   | 6%- 30%        |                   |                  |           | North America | 200 - 4300                   |
| Silane                        | 0% - 6%        |                   |                  |           | North America | 200 - 1400                   |
| Additives                     | 0% - 8%        |                   |                  |           | North America | 60 – 400                     |

The main components of insulation are the fiberglass and binder. Fiberglass is primarily made from a variety of inorganic minerals. CertainTeed's Green Binder is organic and plant based. The binder contains no added formaldehyde, harsh acrylics, dyes or unnecessary fire retardant chemicals.



# ENVIRONMENTAL PRODUCT DECLARATION

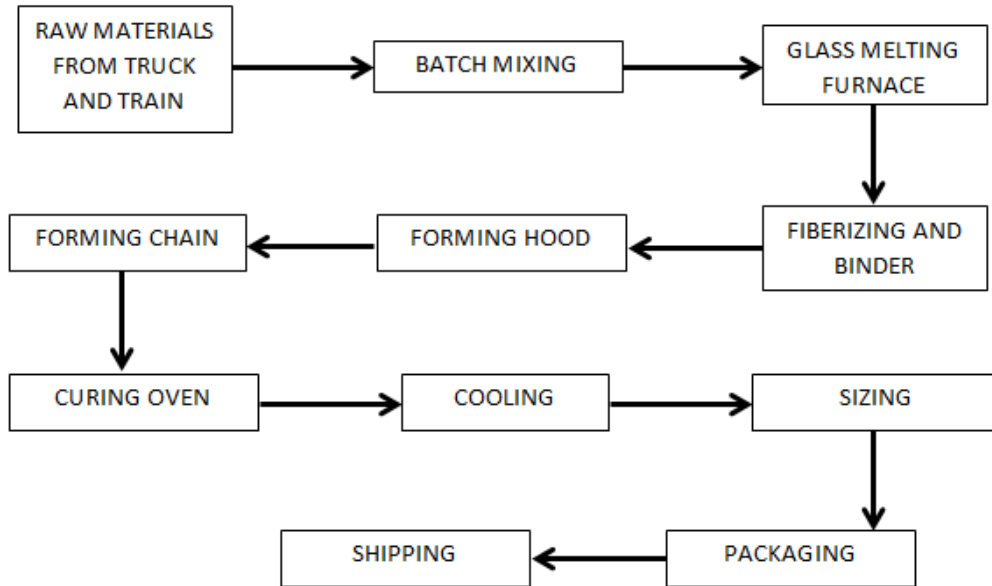


Sustainable Insulation®  
Fiberglass Blanket Insulation

According to ISO 14025

## Manufacturing Process

Figure 1: Blanket Insulation Manufacturing Process



## Health, Safety, and Environmental Aspects during Production

CertainTeed Insulation Group has well-established Environmental, Health, and Safety, (EHS) and product stewardship programs, which help to enforce proper evaluation and monitoring of chemicals chosen to manufacture products. These programs ensure that all environmental, health, and safety requirements are met or exceeded to ensure the health and safety of all employees and contractors.



# ENVIRONMENTAL PRODUCT DECLARATION



Sustainable Insulation®  
Fiberglass Blanket Insulation

According to ISO 14025

## Life Cycle Assessment

### Functional Unit

Environmental impacts are reported per functional unit of a product and the functional unit is the basis for comparison in an LCA. For building insulation, the functional unit is defined as 1 square meter of insulation with a thickness that provides an average thermal resistance ( $R_{SI}$ ) of 1 m<sup>2</sup>K/W and a building service life of 60 years. In US customary units, the equivalent area is 10.76 square feet with thermal resistance ( $R_{US}$ ) of 5.68 ft<sup>2</sup>h<sup>0</sup>F/Btu.

### Life Cycle Stages Assessed

1. Production includes raw material production and shipping, insulation manufacturing, and final product packaging.
2. Final Product Shipping is the transportation of the final product from the manufacturing facilities to retailers and distributors.
3. Installation (no impacts due to manual process and no scrap assumed to be generated).
4. Use (estimated building energy savings reported separately).
5. End of Life.

### System Boundaries

The life cycle analysis for the production of blanket insulation comprises the life cycle stages from cradle-to-grave. It begins with the consideration of the blanket insulation production (extraction of raw materials, product manufacturing and packaging), product shipping to installation and use, and end-of-life stages, as shown in Figure 2 to the right. Manufacturing overhead (heating & lighting) was included in the system boundary.

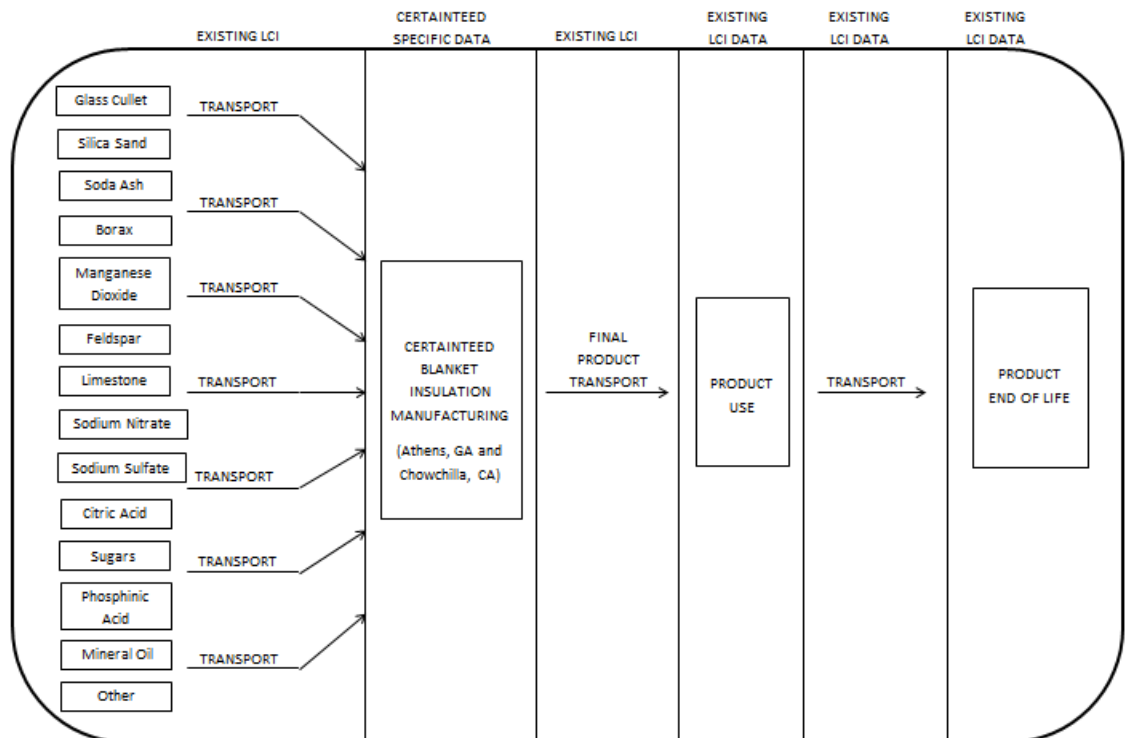


Figure 2: Blanket Insulation System Boundaries



# ENVIRONMENTAL PRODUCT DECLARATION



Sustainable Insulation®  
Fiberglass Blanket Insulation

According to ISO 14025

## Assumptions

---

Life cycle assessment requires that assumptions are made to constrain the project boundary or model processes when little to no data is available. In this study of Sustainable Blanket Insulation, the following assumptions were made:

- Off-spec materials are disposed of in a landfill.
- Installation is done by hand, so requires no external energy input.
- Installation is assumed to have a 0% scrap rate, since installers commonly use scrap pieces to fill other gaps such that very little to no scrap remains.
- End-of-life disposal of the product is assumed to be landfill.

## Cut-off Criteria

---

Processes whose total contribution to the final result, with respect to their mass and in relation to all considered impact categories, is less than 2% can be neglected. Energy flows may be excluded if less than 1% of the cumulative energy and of the selected impact categories.

The sum of the neglected processes may not exceed 5% by mass of the considered impact categories. For that a documented assumption is admissible.

For Hazardous Substances, as defined by the U.S. Occupational Health and Safety Act, the following requirements apply:

- The Life Cycle Inventory (LCI) of hazardous substances will be included, if the inventory is available.
- If the LCI for a hazardous substance is not available, the substance will appear as an input in the LCI of the product, if its mass represents more than 0.1% of the product composition.
- If the LCI of a hazardous substance is approximated by modeling another substance, documentation will be provided.

This EPD is in compliance with the cut-off criteria. No processes were neglected or excluded. Capital items for the production processes (machines, buildings, etc.) were not taken into consideration.

## Transportation

---

Both the Athens and Chowchilla facilities provided shipping distances and modes of all raw materials which were used in this study. The final product is typically sold within North American boundaries and is transported by truck. The average distance the product is shipped was accounted for in this study.

## Period under Consideration

---

The data used refer to the production processes of the Athens and Chowchilla facilities from January 2015 – December 2015.

## Background Data

---

For life cycle modeling the SiimaPro v8.1 Software System for Life Cycle Engineering, a recognized LCA modeling software program, was used. All background data sets relevant for production and disposal were taken from this software.





# ENVIRONMENTAL PRODUCT DECLARATION



Sustainable Insulation®  
Fiberglass Blanket Insulation

According to ISO 14025

## Data Quality

---

For the data used in this LCA, the data quality is considered to be good to high quality. The data and data sets cover all relevant process steps and technologies over the supply chain of the represented Sustainable Insulation products. The majority of secondary data sets are from the SimaPro v8.1 database and wherever secondary data are used, the study adopts critically reviewed data wherever possible for consistency, precision, and reproducibility to limit uncertainty. The data used are complete and representative of North America in terms of the geographic and technological coverage and is of a recent vintage, i.e. less than ten years old.

## Allocation

---

Energy and water allocation for both facilities is based on production mass. Both facilities produce sustainable insulation but sustainable insulation is not the only product made at each of the facilities. Production of the sustainable blanket insulation at both facilities is based on mass of production. Results were calculated based on a weighted average of the facilities. This manufacturing flow data was combined with resource extraction, processing, transportation, installation, use, and disposition to landfill.

Due to the low density of the product, product shipment amounts are restricted by volume. Sensitivity analysis was performed by varying the final product transportation weight by +/- 25%. The overall life cycle was influenced by less than 1.5%.

## Use Stage

---

The useful life of this product is 60 years, and CertainTeed provides a Lifetime Limited Insulation Warranty on all fiberglass building insulation products. The energy savings benefits of CertainTeed Sustainable Blanket Insulation are reported separately.

## End-of-Life

---

The blanket insulation is usually deconstructed and loaded onto a truck or dumpster at the decommissioning of a building. The product was modeled as being disposed of in a landfill. There are currently no end-of-life recycling programs formally established across the industry.



## Life Cycle Assessment Results

### Use of Material and Energy Resources

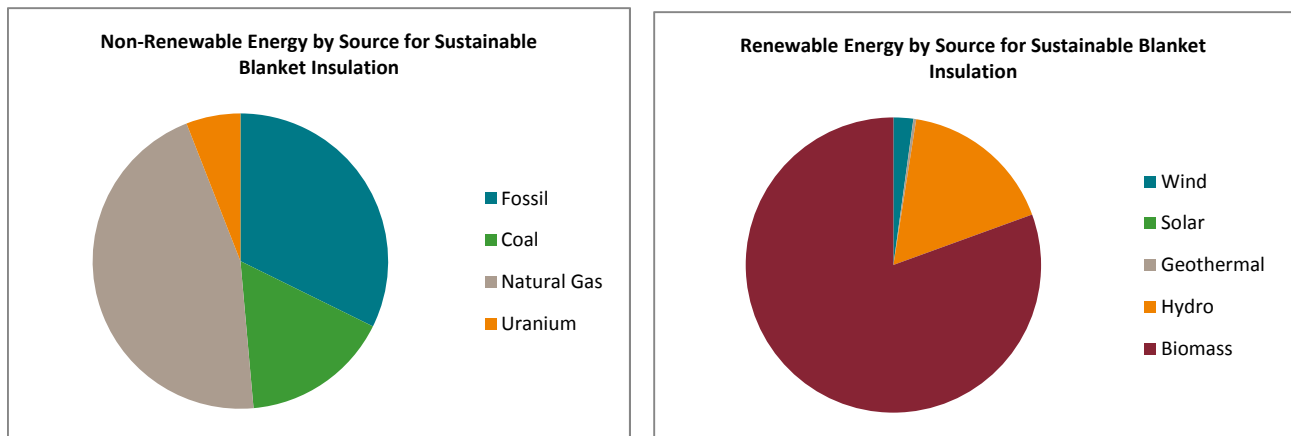
Table 2: Total Primary Energy Use and Material Resources per Functional Unit

| Total Primary Energy         | Unit           | Sustainable Blanket Insulation |
|------------------------------|----------------|--------------------------------|
| Non-renewable primary energy | MJ-Eq          | 3.51E+00                       |
| Renewable primary energy     | MJ-Eq          | 1.90E-01                       |
| Non-renewable materials      | kg             | 5.00E-02                       |
| Renewable materials          | kg             | 0.00E+00                       |
| Water use                    | m <sup>3</sup> | 5.99E-05                       |

Table 3: Total Primary Energy Detail by Source Type per Functional Unit

| Primary Energy Source | Unit  | Sustainable Blanket Insulation |
|-----------------------|-------|--------------------------------|
| <b>Nonrenewable</b>   |       |                                |
| Fossil Oil            | MJ-Eq | 9.92E-01                       |
| Coal                  | MJ-Eq | 5.00E-01                       |
| Natural Gas           | MJ-Eq | 1.40E+00                       |
| Uranium               | MJ-Eq | 1.82E-01                       |
| <b>Renewable</b>      |       |                                |
| Wind Power            | MJ-Eq | 4.06E-03                       |
| Solar Power           | MJ-Eq | 4.46E-05                       |
| Geothermal            | MJ-Eq | 5.58E-04                       |
| Hydro Power           | MJ-Eq | 3.19E-02                       |
| Biomass               | MJ-Eq | 1.51E-01                       |

Figure 3: Blanket Insulation Non-Renewable Energy and Renewable by Source



**Primary Energy by Life Cycle Stages**

The pie chart on the right shows that the production process, which includes the raw materials, manufacture, and packaging is the most energy intensive stage of the CertainTeed Sustainable Blanket Insulation Life Cycle. The use phase of insulation accounts for none of the primary energy use because it is a passive product.

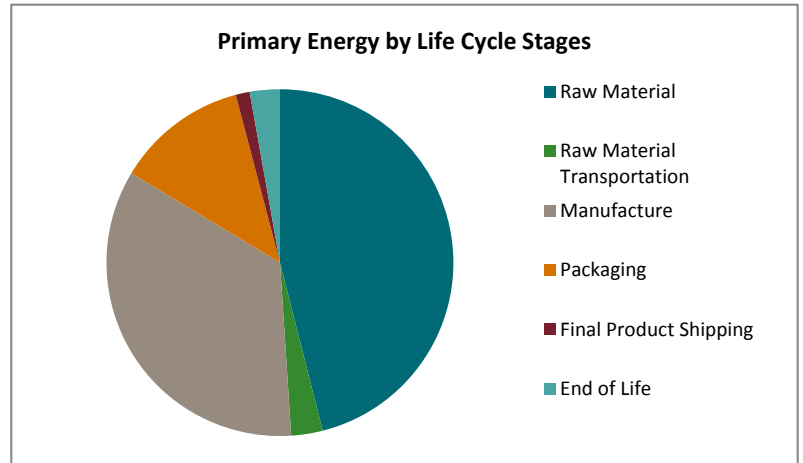


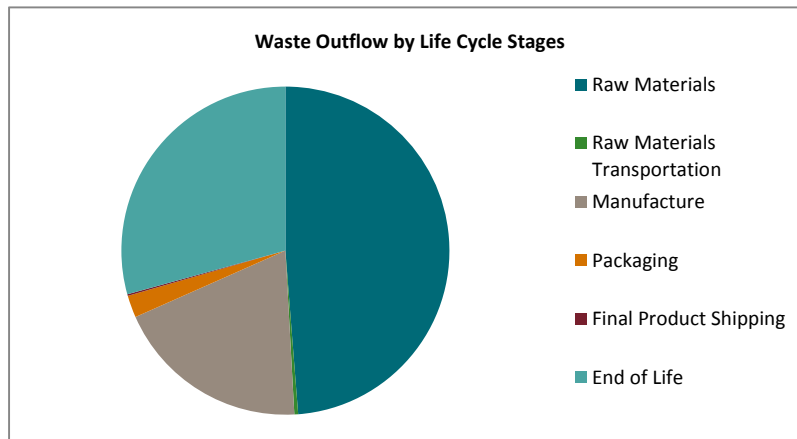
Figure 4: Blanket Insulation Primary Energy by Life Cycle Stage

**Life Cycle Waste to Disposal**

Table 4: Total Waste Output for Sustainable Blanket Insulation per Functional Unit

| Waste Category             | Unit | Production Stage |                              |             |           | Final Product Shipping | End of Life | Total    |
|----------------------------|------|------------------|------------------------------|-------------|-----------|------------------------|-------------|----------|
|                            |      | Raw Materials    | Raw Materials Transportation | Manufacture | Packaging |                        |             |          |
| <b>Hazardous waste</b>     | kg   | 3.56E-04         | 1.46E-08                     | 1.04E-06    | 1.31E-07  | 6.56E-09               | 1.44E-08    | 3.57E-04 |
| <b>Non Hazardous waste</b> | kg   | 1.27E-02         | 9.95E-05                     | 5.14E-03    | 5.83E-04  | 4.47E-05               | 7.83E-03    | 2.64E-02 |
| <b>Radioactive waste</b>   | kg   | 2.34E-06         | 1.39E-08                     | 1.58E-08    | 1.15E-07  | 6.23E-09               | 1.34E-08    | 2.51E-06 |

Figure 5: Blanket Insulation Waste Outflow by Life Cycle Stage



# ENVIRONMENTAL PRODUCT DECLARATION



Sustainable Insulation®  
Fiberglass Blanket Insulation

According to ISO 14025

## Life Cycle Impact Assessment

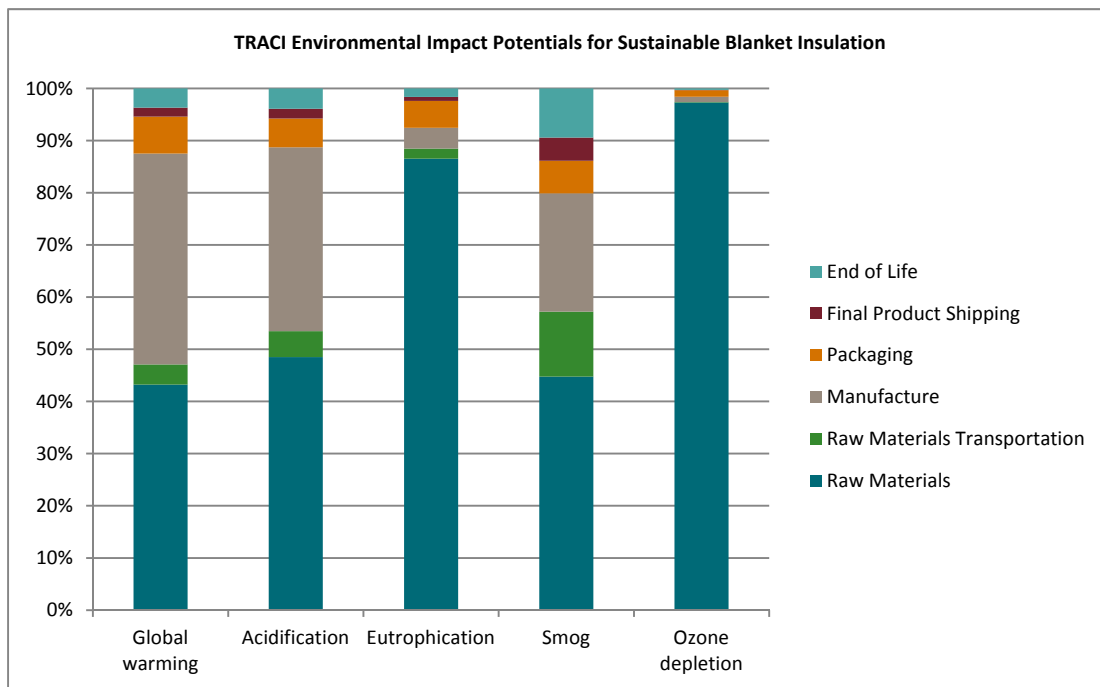
The environmental impacts listed below were assessed throughout the life cycle of Sustainable Blanket Insulation, including production, final product shipping, installation, and end-of-life as defined above.

Table 5: Environmental Impact Potentials for Sustainable Blanket Insulation per functional unit (TRACI - North America)

| Impact Category (TRACI)   | Unit         | Production    |                              |             |           | Final Product Shipping | End-of-Life | Total*   |
|---------------------------|--------------|---------------|------------------------------|-------------|-----------|------------------------|-------------|----------|
|                           |              | Raw Materials | Raw Materials Transportation | Manufacture | Packaging |                        |             |          |
| Global Warming Potential  | kg CO2 eq    | 8.97E-02      | 8.02E-03                     | 8.38E-02    | 1.47E-02  | 3.60E-03               | 7.60E-03    | 2.07E-01 |
| Acidification Potential   | kg SO2 eq    | 5.24E-04      | 5.37E-05                     | 3.81E-04    | 5.96E-05  | 1.99E-05               | 4.22E-05    | 1.08E-03 |
| Eutrophication Potential  | kg N eq      | 2.15E-04      | 4.80E-06                     | 9.88E-06    | 1.28E-05  | 1.89E-06               | 4.03E-06    | 2.48E-04 |
| Smog Creation Potential   | kg O3 eq     | 5.78E-03      | 1.61E-03                     | 2.92E-03    | 8.10E-04  | 5.74E-04               | 1.21E-03    | 1.29E-02 |
| Ozone Depletion Potential | kg CFC-11 eq | 1.25E-08      | 1.41E-11                     | 1.29E-10    | 1.62E-10  | 6.36E-12               | 3.52E-11    | 1.28E-08 |

\*May not sum to total due to rounding.

Figure 6: Environmental Impact Potentials for Sustainable Blanket Insulation by Life Cycle Stage (TRACI – North America)



# ENVIRONMENTAL PRODUCT DECLARATION



Sustainable Insulation®  
Fiberglass Blanket Insulation

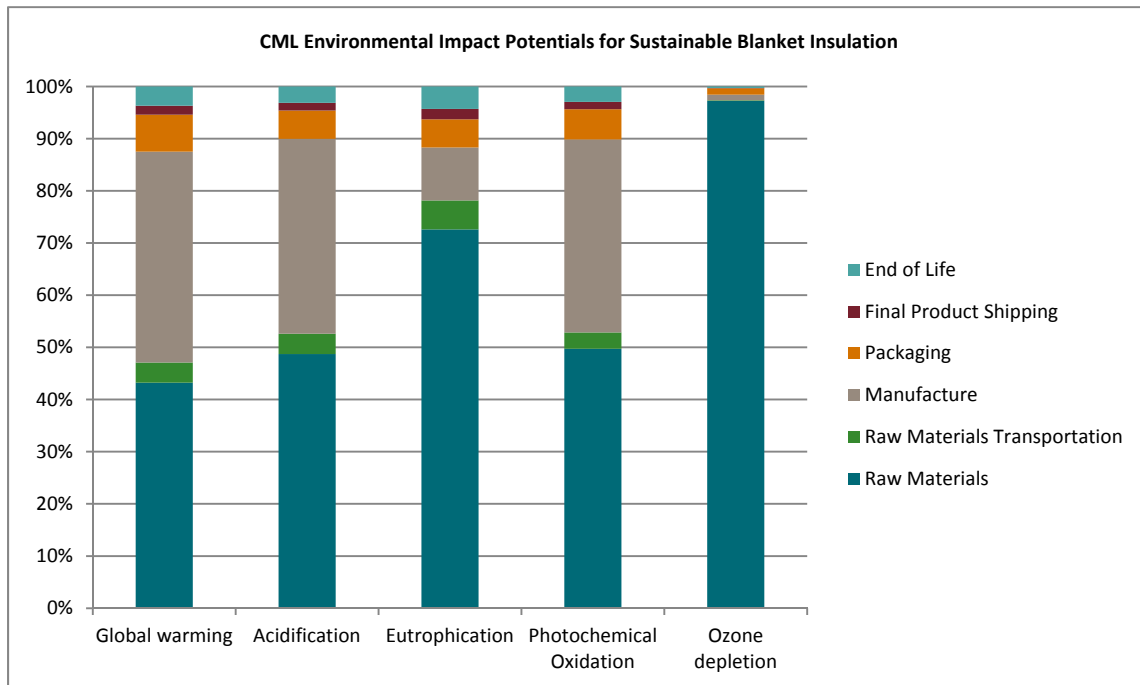
According to ISO 14025

Table 6: Environmental Impact Potentials for Sustainable Blanket Insulation per functional unit (CML - Outside North America)

| Impact Category (CML)                    | Unit         | Production    |                              |             |           | Final Product Shipping | End-of-Life | Total*   |
|--|--------------|---------------|------------------------------|-------------|-----------|------------------------|-------------|----------|
|  |              | Raw Materials | Raw Materials Transportation | Manufacture | Packaging |                        |             |          |
| <b>Global Warming Potential</b>          | kg CO2 eq    | 8.97E-02      | 8.02E-03                     | 8.38E-02    | 1.47E-02  | 3.60E-03               | 7.60E-03    | 2.07E-01 |
| <b>Acidification Potential</b>           | kg SO2 eq    | 5.30E-04      | 4.23E-05                     | 4.07E-04    | 5.92E-05  | 1.60E-05               | 3.39E-05    | 1.09E-03 |
| <b>Eutrophication Potential</b>          | kg PO4--- eq | 1.21E-04      | 9.22E-06                     | 1.69E-05    | 8.98E-06  | 3.36E-06               | 7.12E-06    | 1.67E-04 |
| <b>Photochemical Oxidation Potential</b> | kg C2H4 eq   | 2.50E-05      | 1.58E-06                     | 1.86E-05    | 2.93E-06  | 7.03E-07               | 1.49E-06    | 5.04E-05 |
| <b>Ozone Depletion Potential</b>         | kg CFC-11 eq | 8.57E-09      | 8.85E-12                     | 9.69E-11    | 1.08E-10  | 3.97E-12               | 2.47E-11    | 8.81E-09 |

\*May not sum to total due to rounding.

Figure 7: Environmental Impact Potentials for Sustainable Blanket Insulation by Life Cycle Stage (CML – Outside North America)



# ENVIRONMENTAL PRODUCT DECLARATION



Sustainable Insulation®  
Fiberglass Blanket Insulation

According to ISO 14025

## Scaling Factors for Determining Impacts for Various R-Values

To determine the impacts for various R-values, the environmental impacts presented above can be multiplied by the following scaling factors to determine impacts per square meter of product. These impacts were determined based on the density of the product per area.

**Standard Universal Blanket Impacts** =

| R-Value Scaling Factors   |                       |      |
|---------------------------|-----------------------|------|
| Customary Product R-Value | Impact Scaling Factor |      |
| Type 501                  | R-4.7                 | 0.81 |
|                           | R-6.3                 | 1.08 |
|                           | R-4.4                 | 1.62 |
|                           | R-12.5                | 2.16 |
| Type 751                  | R-5.2                 | 0.74 |
|                           | R-6.9                 | 0.98 |
|                           | R-10.3                | 1.47 |
|                           | R-13.8                | 1.96 |
| Type 1001                 | R-3.8                 | 0.62 |
|                           | R-5.8                 | 0.93 |
|                           | R-7.7                 | 1.23 |
|                           | R-11.5                | 1.85 |
| Type 1501                 | R-4.2                 | 0.93 |
|                           | R-6.3                 | 1.39 |
| Type 2001                 | R-4.3                 | 0.98 |

**X**

Environmental Impact Potential shown in Table 5 or Table 6 above.

**Theater Blanket Impacts** =

| R-Value Scaling Factors   |                       |      |
|---------------------------|-----------------------|------|
| Customary Product R-Value | Impact Scaling Factor |      |
| Type 150                  | R-4.2                 | 0.93 |
|                           | R-6.3                 | 1.39 |
|                           | R-8.3                 | 1.85 |
| Type 200                  | R-2.1                 | 0.62 |

**X**

Environmental Impact Potential shown in Table 5 or Table 6 above.

**Metal Building Insulation Impacts** =

| R-Value Scaling Factors   |                       |      |
|---------------------------|-----------------------|------|
| Customary Product R-Value | Impact Scaling Factor |      |
|                           | R-10                  | 1.57 |
|                           | R-11                  | 1.60 |
|                           | R-13                  | 1.89 |
|                           | R-16                  | 2.22 |
|                           | R-19                  | 3.00 |
|                           | R-21                  | 3.17 |
|                           | R-25                  | 3.81 |

**X**

Environmental Impact Potential shown in Table 5 or Table 6 above.

**Commercial Building Insulation Impacts** =

| R-Value Scaling Factors   |                       |      |
|---------------------------|-----------------------|------|
| Customary Product R-Value | Impact Scaling Factor |      |
|                           | R-11                  | 1.45 |
|                           | R-13                  | 1.82 |
|                           | R-19                  | 2.81 |
|                           | R-25                  | 3.49 |
|                           | R-30                  | 4.33 |

**X**

Environmental Impact Potential shown in Table 5 or Table 6 above.



# ENVIRONMENTAL PRODUCT DECLARATION



Sustainable Insulation®  
Fiberglass Blanket Insulation

According to ISO 14025

## Optional Environmental Information

### Indoor Environment

Sustainable Insulation® has achieved GREENGUARD Gold Certification.



### Additional Environmental Information

- Sustainable Insulation® contains recycled content as independently verify by GreenCircle Certified.
- CertainTeed is an Energy Star Insulation Manufacturing Partner.

Table 7: CertainTeed Facility Recycled Content

| Facility       | Pre-Consumer Recycled Content | Post-Consumer Recycled Content | Total Recycled Content |
|----------------|-------------------------------|--------------------------------|------------------------|
| Athens, GA     | 27%                           | 18%                            | 45%                    |
| Chowchilla, CA | 19%                           | 19%                            | 38%                    |



# ENVIRONMENTAL PRODUCT DECLARATION



Sustainable Insulation®  
Fiberglass Blanket Insulation

According to ISO 14025

## Use Stage

### Building Use Stage Benefits

Sustainable Insulation requires no additional energy or maintenance in order to perform during the service life. In addition, insulation reduces the energy burden associated with heating and cooling a building. To demonstrate the use stage benefits of CertainTeed Sustainable Insulation, an energy analysis on the use phase of insulation was conducted by the Spray Polyurethane Foam Alliance (SPFA), which analyzed the energy required for a typical single-family home with no insulation and with standard insulation. The analysis used standard insulation installed according to the requirements of 2009 IEDD energy code and included analysis of home in three different climate zones. The cities analyzed were Houston, TX, Richmond, VA, and Minneapolis, MN. The following table shows the one year projected energy savings for a two-story, single-family detached house with insulation installed.

Table 8: Blanket Insulation Use Phase Savings

| Energy Savings                 | Annual Avoided Impacts from Energy Savings (whole-house) |              |                 | Impact Category (CML)                | Houston, TX | Richmond, VA | Minneapolis, MN |
|--------------------------------|--|--------------|-----------------|--------------------------------------|-------------|--------------|-----------------|
|                                | Houston, TX  | Richmond, VA | Minneapolis, MN |                                      |             |              |                 |
| kWh/yr                         | 4228   | 1928         | 2028            |                                      |             |              |                 |
| therms/yr                      | 0  | 638          | 1326            |                                      |             |              |                 |
| Impact Category (TRACI)        | Houston, TX  | Richmond, VA | Minneapolis, MN | Impact Category (CML)                | Houston, TX | Richmond, VA | Minneapolis, MN |
| Global Warming (kg CO2 eq)     | 2.81E+03   | 6.40E+03     | 1.24E+04        | Global Warming (kg CO2 eq)           | 2.81E+03    | 6.40E+03     | 1.24E+04        |
| Acidification (kg SO2 eq)      | 2.51E+01   | 1.96E+01     | 3.34E+01        | Acidification (kg SO2 eq)            | 2.79E+01    | 2.10E+01     | 3.57E+01        |
| Eutrophication (kg N eq)       | 2.98E-01   | 2.75E+00     | 5.61E+00        | Eutrophication (kg PO4 eq)           | 6.95E-01    | 1.82E+00     | 3.51E+00        |
| Smog Creation (kg O3 eq)       | 1.29E+02   | 1.47E+02     | 2.53E+02        | Photochemical Oxidation (kg C2H4 eq) | 1.13E+00    | 1.21E+00     | 2.21E+00        |
| Ozone Depletion (kg CFC-11 eq) | 3.17E-08   | 7.40E-04     | 1.54E-03        | Ozone Layer Depletion (kg CFC-11 eq) | 1.37E-08    | 6.21E-04     | 1.29E-03        |





# ENVIRONMENTAL PRODUCT DECLARATION



Sustainable Insulation®  
Fiberglass Blanket Insulation

According to ISO 14025

## References

---

- Product Category Rules for Preparing an Environmental Product Declaration (EPD) for Product Groups: Building Envelope Thermal Insulation, Version 1.4, dated September 12, 2016
- EN ISO 14040, ISO 14040-2006 Environmental management – Life cycle assessment – Principles and framework
- EN ISO 14040, ISO 14044-2006 Environmental management – Life cycle assessment – Requirements and Guidelines
- Spray Polyurethane Foam Alliance

## Life Cycle Development

---

This EPD and the corresponding LCA were prepared by Saint-Gobain Corporation North America in Malvern, Pennsylvania.

## Contact CertainTeed

---

For more information, please visit <http://www.certainteed.com/insulation>.

