

<b>DETAIL:</b>	<b>ARCHITECTURAL REF:</b>	<b>DESCRIPTION:</b>		
<b>QUANTITY, THIS DETAIL</b> _____ TOTAL LF _____ OUTSIDE CORNERS _____ INSIDE CORNERS _____ SPECIAL CORNERS (attach sketches) _____ END CAP - L _____ END CAP - R _____ END TERM - L _____ END TERM - R _____ RADIUS LF _____ RADIUS CORNERS (attach sketches)	<b>MATERIAL</b> <input type="checkbox"/> ALUMINUM <input type="checkbox"/> GALVANIZED <input type="checkbox"/> STAINLESS STEEL <input type="checkbox"/> _____  <b>THICKNESS</b> <input type="checkbox"/> .032 <input type="checkbox"/> .040 <input type="checkbox"/> .050 <input type="checkbox"/> .063 <input type="checkbox"/> .080 <input type="checkbox"/> 24 GA <input type="checkbox"/> _____		<b>ACCESSORY TYPE</b> <input type="checkbox"/> WELDED	<b>FINISH</b> <input type="checkbox"/> MILL FINISH <input type="checkbox"/> PREFINISHED KYNAR <input type="checkbox"/> POST FINISHED KYNAR <input type="checkbox"/> PREFINISHED ANODIZE <input type="checkbox"/> POST FINISHED ANODIZE <input type="checkbox"/> _____  <b>.063 PREFINISHED KYNAR IS ONLY AVAILABLE IN 7 STD. COLORS.</b>  <b>COLOR</b> _____
	<b>Transmittal</b> <input type="checkbox"/> REQUEST FOR QUOTATION <input type="checkbox"/> SUBMIT FOR APPROVAL <input type="checkbox"/> REQUEST FOR INFORMATION <input type="checkbox"/> CONFIRMING TELECONFERENCE <input type="checkbox"/> FOR YOUR FILES By _____ Date _____		<b>Customer Approval</b> <input type="checkbox"/> APPROVED FOR FABRICATION <input type="checkbox"/> APPROVED AS NOTED <input type="checkbox"/> AMEND & RESUBMIT  _____ <b>Authorized Customer Signature</b> _____ <b>Title</b> _____ <b>Date</b> _____	
<b>Job Name</b>		<b>Job #</b>		
<b>Location</b>		<b>Sheet of</b>		
<b>Customer</b>		<b>By</b>		
<b>Representative</b>		<b>Date</b>		
<b>Architect</b>				

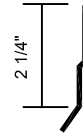
# FlintEdge Fascia GS

## CLEAT OPTIONS

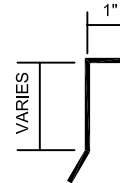
	Face Height	Deck Flange	Cant Height
	in.	in.	in.
MINIMUM	2 1/2	4 1/2	1/2
STANDARD	4	5	1
MAXIMUM	12	8	3



CLIP 1  
24 GA GALV STEEL  
10'-0" LENGTHS



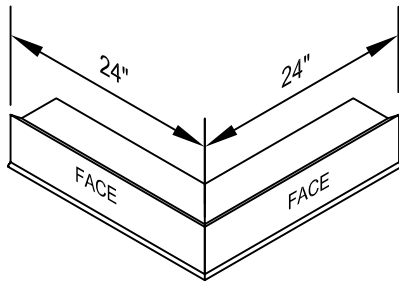
CLIP 2  
24 GA GALV STEEL  
10'-0" LENGTHS  
1/8" OFFSET



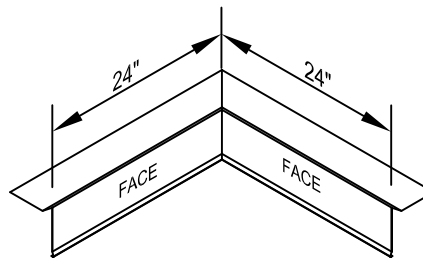
CLIP 3  
24 GA GALV STEEL  
10'-0" LENGTHS

### NOTES:

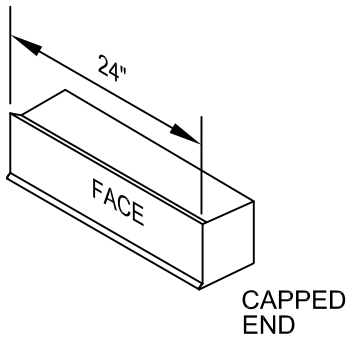
- HOLES IN EACH CLEAT ARE 12" O.C
- CLIP STYLE #3 IS ONLY AVAILABLE FOR FACES 6" OR SMALLER



**STD. OUTSIDE CORNER**



**STD. INSIDE CORNER**

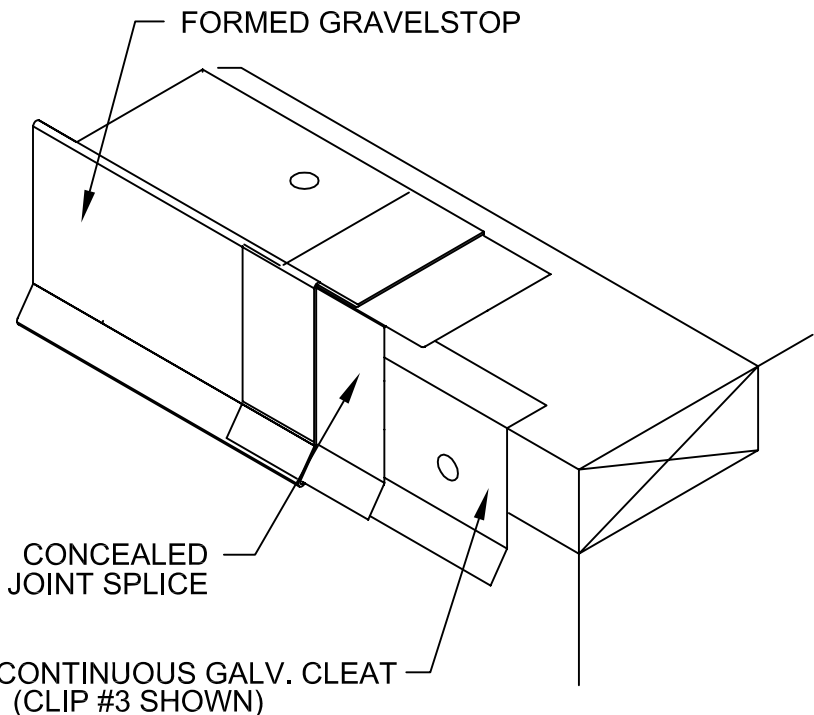


**STD. END CAP**  
RIGHT HAND SHOWN

STANDARD FASCIA CORNERS ARE 90° - 24" X 24". STANDARD END CAPS ARE 24" LONG.

FOR SPECIAL CORNER REQUIREMENTS, ATTACH SKETCHES OR CONSULT MFR. FOR ASSISTANCE.

MINIMUM AND MAXIMUM SIZES ARE INDICATED. INTERMEDIATE SIZES MAY BE SPECIFIED WITHIN THESE RANGES. CONSULT MFR. FOR REQUIREMENTS NOT WITHIN THESE RANGES. WHEN FACE SIZE EXCEEDS 6", ADDITIONAL FASTENERS ARE REQUIRED ON FACE OF RETAINER CLEAT.



CertainTeed Roofing  
750 E. Swedesford Road  
Valley Forge, PA 19482  
Phone: (800) 999-5150  
Fax: (800) 999-5350  
Email: [ctrpgcscentral@saint-gobain.com](mailto:ctrpgcscentral@saint-gobain.com)  
[www.certainteed.com](http://www.certainteed.com)