

Cloud Perimeter Trim

CEILING SUSPENSION SYSTEMS

CertainTeed
SAINT-GOBAIN

Specification Sheet

The Cloud Perimeter Trim System provides extruded aluminum channel trim for termination of suspended ceiling elements (clouds, peninsulas, transitions to drywall).

Features & Benefits:

- Straight or curved (convex or concave).
- Sturdy extruded aluminum.
- Factory mitered corners option.
- Integrates with standard ceiling systems.
- Engineered to product specifications.
- 75% recycled content (25% post-consumer, 50% pre-consumer).
- Available in standard white and custom colors.*

Attributes:

Straight		Nominal Dimensions		
ITEM #	LENGTH	HEIGHT	FACE	
CAS-002	144" (3.66m)	1.938" (49.20mm)	0.75" (19.05mm)	
CAS-004	144" (3.66m)	3.829" (97.30mm)	0.75" (19.05mm)	
CAS-006	144" (3.66m)	5.813" (147.70mm)	0.75" (19.05mm)	
CAS-008	144" (3.66m)	7.813" (198.50mm)	0.75" (19.05mm)	
CAS-010	144" (3.66m)	9.813" (249.30mm)	0.75" (19.05mm)	
CAS-012	144" (3.66m)	11.813" (300mm)	0.75" (19.05mm)	

Curved		Nominal Dimensions		
ITEM #	LENGTH	HEIGHT	FACE	
CAS-002R	120" (3.05m) net	1.938" (49.20mm)	0.75" (19.05mm)	
CAS-004R	120" (3.05m) net	3.829" (97.30mm)	0.75" (19.05mm)	
CAS-006R	120" (3.05m) net	5.813" (147.70mm)	0.75" (19.05mm)	
CAS-008R	120" (3.05m) net	7.813" (198.50mm)	0.75" (19.05mm)	
CAS-010R	120" (3.05m) net	9.813" (249.30mm)	0.75" (19.05mm)	
CAS-012R	120" (3.05m) net	11.813" (300mm)	0.75" (19.05mm)	

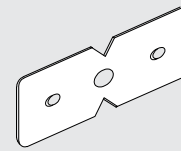
Standard 12' length includes 2 splice clips and 6 T-Joint clips; additional available for order.

Outside and inside corners available {2", 4", 6", 8", 10", 12"} x 12"

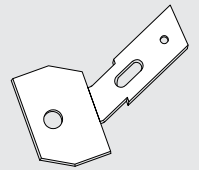
* For special order finishes and customized color options, consult your CertainTeed Ceilings Sales Representative for availability, pricing, and minimum order quantities.



System Components

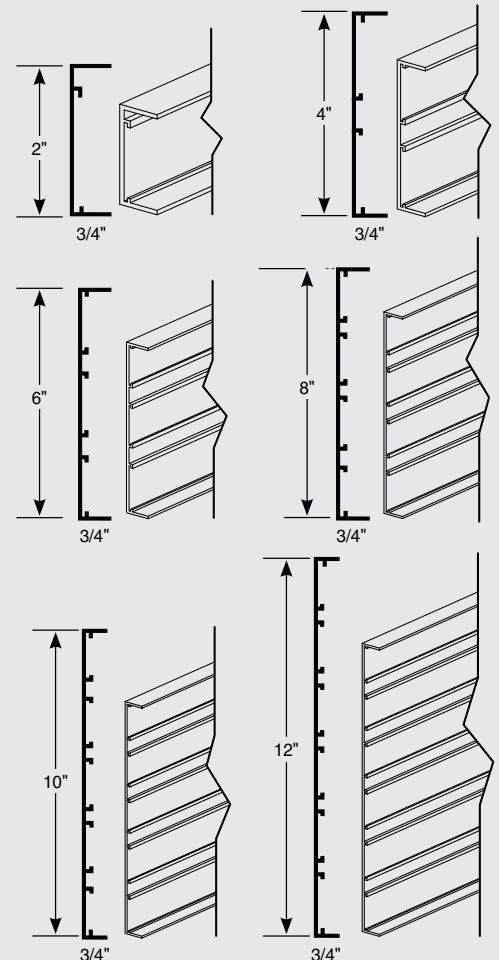


SPLICE CLIP – CAS-SP



T-JOINT CLIP – CAS-TC

Profiles:



Long Form Specifications

Cloud Perimeter Trim

Section 09 22 26 - SUSPENSION SYSTEMS

PART 1 - GENERAL

1.1 Related Documents

Drawings and general provisions of the contract apply to this section. This includes General and Supplementary Conditions of Division 01 (1) Specification Sections.

1.2 Related Sections

- A. Section 09 15 00 - Acoustic Ceilings
- B. Section 09 29 00 - Gypsum Board
- C. Section 09 54 00 - Specialty Ceilings
- D. Section 09 58 00 - Integrated Ceiling Assemblies
- E. Section 13 48 00 - Sound, Vibration, and Seismic Control
- F. Section 23 50 00 - Central Heating Equipment
- G. Section 26 50 00 - Lighting

1.3 References

- A. American Society for Testing and Materials (ASTM)
 - 1. ASTM A446 - Specification for Steel Sheet, Zinc-Coated (galvanized) by the Hot Dip Process, Structural (physical) Quality
 - 2. ASTM A641 - Specification for Steel Sheet, Zinc-Coated (galvanized) Carbon Steel Wire
 - 3. ASTM C635 - Standard Specification for Metal Suspension Systems for Acoustic Tile and Lay-in Panel Ceilings
 - 4. ASTM C636 - Recommended Practice for Installation of Metal Ceiling Suspension Systems for Acoustical Tile and Lay-in Panel Ceilings
 - 5. ASTM E84 - Test Method for Surface Burning Characteristics of Building Materials
 - 6. ASTM E119 - Fire Test of Building Construction and Materials
 - 7. ASTM E580 - Practice for Application of Ceiling Suspension Systems for Acoustic Tile and Lay-in Panels in Areas Requiring Seismic Restraint
 - 8. ASTM E1264 - Classification for Acoustic Ceiling Products
 - 9. DIN 5036 - Radiometric and Photometric Properties of Materials
 - 10. ISO 4611 - Plastic - Determination of the Effects of Exposure to Damp, Heat, Water Spray and Salt Mist
- B. Ceiling & Interior Systems Construction Association (CISCA)
 - 1. Ceiling Systems Handbook
 - 2. Acoustical Ceilings - Use and Practice
 - 3. Guidelines for Seismic Restraint Direct Hung Suspended Ceiling Assemblies

1.4 Submittals

- A. Product data
 - 1. Submit manufacturer's published technical information for each product indicated
- B. Shop drawings
 - 1. Submit reflected ceiling plans drawn to scale prescribed by Architect
 - a. Include coordinated penetrations and ceiling-mounted items
 - b. Include any necessary details or drawings from the manufacturer regarding recommended installation

C. Certifications

- 1. Provide manufacturer's written certification that products submitted meet or exceed all specified requirements
- 2. Provide laboratory reports that certify compliance with specified tests

1.5 Quality Assurance

- A. Source Limitations
 - 1. Suspension System
 - a. Obtain each type through one source from a single manufacturer
- B. Installer Qualifications
 - 1. Must be experienced in the installation of systems similar to those specified herein

1.6 Delivery, Storage and Handling

- A. Delivery of suspension products will be in the original unopened packages with the manufacturer's label intact
- B. Store materials in an enclosed, dry location and protect from excessive soiling, damage, temperature, and moisture.
- C. Individual pieces should be handled carefully to avoid damage

1.7 Project Conditions

- A. Environmental Limitations
 - 1. Confirm suitability of area to receive suspension system prior to commencement of installation
 - 2. Temperature and humidity conditions must closely approximate interior conditions which will exist when area is complete and occupied
 - 3. Heating and air conditioning systems must be fully functioning prior to commencement of installation

1.8 Coordination

Coordinate the installation of the ceiling system with any and all trades whose work is impacted by that installation

1.9 Extra Materials

- A. Provide extra materials in the manufacturer's unopened packaging, with the manufacturer's label intact, as detailed below
 - 1. Suspension System Components - Minimum [5%] of each type installed

PART 2 - PRODUCTS

2.1 Manufacturer

- A. CertainTeed Ceilings
 - 1. Address: P.O. Box 860 Valley Forge, PA 19482
 - 2. Telephone: 800-233-8990
 - 3. Web: www.certainteed.com

2.2 Acoustic Ceiling Units

- A. Acoustical Ceiling Panel (ACP) - [Type ACP-1]
 - 1. Name: [Cloud Perimeter Trim]
 - 2. Physical Characteristics
 - a. Manufactured from extruded aluminum
 - b. Profile: C-shaped channel trim with continuous integral slots for attachment of splice plates and grid clips
 - c. Size (nominal): [2", 4", 6", 8", 10", 12"]
 - d. Size (specific): [1.9", 3.8", 5.8" 7.8", 9.8" 11.8"]
 - e. Flange width: 3/4"
 - f. Length:
 - 1) Straight: 144-inches
 - 2) Curved: 120-inches net
 - g. Radius Limit (for curved trim): 20 ft.
 - h. Finished Surface Color: White [custom colors available]
 - i. Splice Clip: Manufactured from plated steel with set screw for splicing sections of perimeter trim
 - j. T-Joint Clips: Manufactured from galvanized steel with set screw for attaching perimeter trim to suspension system members
 - k. Recycled Content: 25% Post-Consumer, 50% Pre-Consumer

PART 3 - EXECUTION

3.1 Preparation

- A. Verify actual field dimensions prior to installation
- B. Verify adequate support for Cloud Molding prior to installation

3.2 Installation

- A. Install the cloud molding in accordance with the following:
 - 1. Manufacturer's printed instructions
 - 2. ASTM C 636
 - 3. Ceilings & Interior Systems Construction Association (CISCA) recommendations
 - 4. Applicable local code requirements
 - 5. Approved shop drawings

3.3 Maintenance

- A. Replace any and all damaged ceiling system components
- B. Clean any and all exposed surfaces in accordance with the manufacturer's printed instructions

Characteristics, properties or performance of materials or systems manufactured by CertainTeed herein described are derived from data obtained under controlled test conditions. CertainTeed makes no warranties, express or implied, as to their characteristics, properties or performance under any variations from such conditions in actual construction. CertainTeed assumes no responsibility for the effects of structural movement.

NOTICE: The information in this document is subject to change without notice. CertainTeed assumes no responsibility for any errors that may inadvertently appear in this document.

ASK ABOUT ALL OF OUR OTHER CERTAINTEED® PRODUCTS AND SYSTEMS:

ROOFING • SIDING • TRIM • WINDOWS • DECKING • RAILING • FENCE
INSULATION • GYPSUM • CEILINGS • FOUNDATIONS • PIPE

CertainTeed Corporation
P.O. Box 860
Valley Forge, PA 19482

Professional: 800-233-8990
Consumer: 800-782-8777

www.certainteed.com <http://blog.certainteed.com>

© 05/10 CertainTeed Corporation
Code No. CTC-4818