

# 15/16" Classic Hook System

CEILING SUSPENSION SYSTEMS

## Specification Sheet

The Classic Hook System features the ever-popular 15/16" (24mm) face width that is widely used in interior designs today. This system incorporates hook-over cross tee end detail, designed to meet a variety of user needs and preferences.

### Features & Benefits:

- Double web design for lasting durability and strength.
- Cross tees feature hook-over end tab design for positive locking and easy disassembly.
- Intermediate and heavy duty load-bearing capabilities.
- Bayonet style couplings featured on main runners for easy installation.
- Cross tees feature a butt-cut end design.
- Grid features G30 hot-dipped galvanized steel web construction for corrosion resistance.
- 25% recycled content (20% post-consumer, 5% pre-consumer).
- Available in standard white and black.



### Attributes:

MAIN RUNNER ITEM #	LENGTH	HEIGHT	FACE	METAL THICKNESS	Allowable Load (lbs./lin.ft (kg/m) Hanger Spacing)
					ASTM C635 4" (1220mm)
CH12-12-15	12' (3660mm)	1-1/2" (38mm)	15/16" (24mm)	.015" (0.38mm)	Intermediate Duty 12.00 (17.90)
CH12-12-20	12' (3660mm)	1-1/2" (38mm)	15/16" (24mm)	.020" (0.51mm)	Heavy Duty 16.00 (23.80)

*Slotted 6" o.c.*

CROSS TEE ITEM #	LENGTH	HEIGHT	FACE	METAL THICKNESS
CH2-12-12	2' (610mm)	1-1/2" (38mm)	15/16" (24mm)	0.012" (0.30mm)
CH4-12-12*	4' (1220mm)	1-1/2" (38mm)	15/16" (24mm)	0.012" (0.30mm)

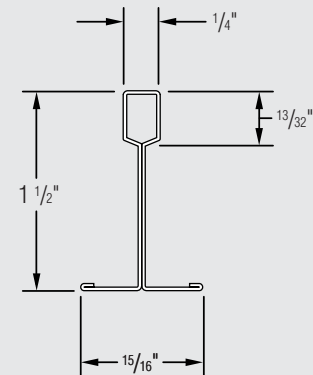
*\*Slotted 12" o.c.*

TRADITIONAL WALL ANGLE ITEM #	LENGTH	HEIGHT	FACE	METAL THICKNESS
WA15-15	12' (3660mm)	15/16" (24mm)	15/16" (24mm)	0.020" (0.51mm)
WA15-9	12' (3660mm)	15/16" (24mm)	9/16" (15mm)	0.018" (0.46mm)

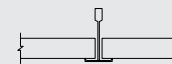
SHADOW MOLDING ITEM #	METAL DIMENSIONS	THICKNESS
SM1020	10' x 15/16" x 3/8" x 3/8" x 9/16" (3050 x 24 x 10 x 10.00 x 15mm)	0.018" (0.46mm)
SM1000	10' x 3/4" x 3/8" x 3/8" x 3/4" (3050 x 19 x 10 x 10 x 19mm)	0.018" (0.46mm)



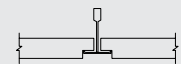
### Main Runners:



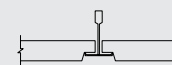
### Selected Popular Edge Details:



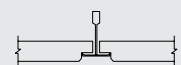
**TRIM EDGE**  
(Square) 15/16" Grid



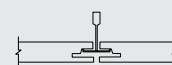
**REVEAL EDGE**  
15/16" Grid



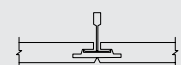
**REVEAL EDGE**  
(Beveled) 15/16" Grid



**REVEAL EDGE**  
(Corner Bevel) 15/16" Grid



**SEMI-CONCEALED EDGE**  
15/16" Grid



**FULLY CONCEALED**  
15/16" Grid

# Long Form Specifications

## Classic Hook System

### Section 09510 - Acoustical Ceilings

#### PART 1 - GENERAL

##### 1.1 Section Includes

Provide metal suspension system for lay-in acoustical panel ceiling.

##### 1.2 Related Sections

- A. Section 09120 - Ceiling Suspension Systems
- B. Section 09250 - Gypsum Board
- C. Section 09545 - Special Ceiling Surfaces
- D. Section 13020 - Integrated Ceilings
- E. Section 13080 - Sound, Vibration, and Seismic Control
- F. Section 15500 - Heating, Ventilating, and Air Conditioning
- G. Section 16500 - Lighting

##### 1.3 References

- A. American Society for Testing and Materials (ASTM)
  1. C 635 - Standard Specification for the Manufacture, Performance, and Testing of Metal Suspension Systems for Acoustical Tile and Lay-In Panel Ceilings.
  2. C 636 - Standard Practice for Installation of Metal Ceiling Suspension Systems for Acoustical Tile and Lay-In Panels.
- B. Ceiling & Interior Systems Construction Association (CISCA) Ceiling Systems Handbook.

##### 1.4 Submittals

- A. Product data sheets listing dimensions, load carrying capacity and standards compliance.
- B. 12 inch long samples of main runners and cross tees with integral couplings.

##### 1.5 Project Conditions

- A. Environmental Requirements:
  1. Verify weathertightness of area receiving suspension system prior to installation.
  2. Wet trades work to be thoroughly dry and complete prior to installation.
  3. Installation to begin only when temperature and humidity conditions closely approximate interior conditions which will exist when area is complete and occupied.
  4. Heating and air conditioning systems to be operating prior to, during, and after installation.

##### 1.6 Maintenance

Furnish additional material equal to \_\_\_\_\_ percent of ceiling area.

#### PART 2 - PRODUCTS

##### 2.1 Manufacturers

- A. Suspension Systems:
  1. CertainTeed Ceilings [Classic] [Protectone Classic Fire-Rated (Type PCH)] Hook System

##### 2.2 Suspension System Components

- A. Main Runners:
  1. Manufactured from [0.015] [0.020] inch thick corrosion-resistant steel 15/16 inch wide by 1-1/2 inches high by 144 inches long with factory punched cross tee slots, hanger holes, and integral bayonet-style end couplings. Double web [intermediate] [heavy] duty rated ceiling suspension system.
  2. Capped with corrosion-resistant steel capping affixed to 15/16 inch wide flange.
  3. Coated with factory-applied standard color baked-on enamel paint finish.
  4. Manufactured with fire expansion reliefs on fire-rated components.
- B. Cross Tees:
  1. Manufactured from 0.012 inch thick corrosion-resistant steel 15/16 inch wide by 1-1/2 inches high by [24] [48] inches long with factory punched cross tee slots, hanger holes, and integral snap-grid end couplings.
  2. Capped identical to main runners.
  3. Finished identical to main runners.
  4. Manufactured with fire expansion reliefs on fire-rated components.
- C. Perimeter Treatment Components:
  1. Type: [angle, shadow-line, channel]
  2. Profile: As selected by the Architect.
- D. Attachment Devices:
  1. Size for five times design load indicated in ASTM C 635, Table 1, Direct Hung unless otherwise indicated.
- E. Wire for Hangers and Ties:
  1. Class 1 zinc coating, soft temper, prestretched, with a yield stress load of at least three times design load, but not less than 12 gage.
- F. Accessories

#### PART 3 - EXECUTION

##### 3.1 Examination

Examine area receiving suspension system to identify conditions which will adversely affect installation. Do not begin installation until adverse conditions have been remedied.

##### 3.2 Installation

- A. Install the ceiling system in accordance with the following:
  1. Manufacturer's printed instructions
  2. ASTM C 636, E 580
  3. Ceiling & Interior Systems Construction Association (CISCA) recommendations
  4. Applicable local code requirements
  5. Approved shop drawings
- B. Main Runners:
  1. Installed 48 inches on center, by direct suspension from existing structure, with not less than 12 gage steel hanger wires spaced 48 inches on center along main runner length. Wrap hanger wires tightly 3 full turns at each end.
- C. Cross Tees:
  1. Installed perpendicular to main runners [24] [48] inches on center to form \_\_\_\_\_ by \_\_\_\_\_ inch modules.
  2. Installed perpendicular to module forming cross tees 24 inches on center to form \_\_\_\_\_ by \_\_\_\_\_ inch modules.
  3. Installed adjacent to each unsupported side of recessed fixtures.
- D. [Angle] [Shadow Line] Moldings:
  1. Installed on vertical surfaces, intersecting suspension components, by appropriate method in accordance with industry-accepted practice.
- E. Additional Hanger Wires:
  1. Wrapped tightly 3 full turns to structure and components at locations where imposed loads could cause deflection exceeding 1/360 span.

Characteristics, properties or performance of materials or systems manufactured by CertainTeed herein described are derived from data obtained under controlled test conditions. CertainTeed makes no warranties, express or implied, as to their characteristics, properties or performance under any variations from such conditions in actual construction. CertainTeed assumes no responsibility for the effects of structural movement.

NOTICE: The information in this document is subject to change without notice. CertainTeed assumes no responsibility for any errors that may inadvertently appear in this document.

#### ASK ABOUT ALL OF OUR OTHER CERTAINTEED® PRODUCTS AND SYSTEMS:

ROOFING • SIDING • TRIM • WINDOWS • DECKING • RAILING • FENCE  
INSULATION • GYPSUM • CEILINGS • FOUNDATIONS • PIPE

[www.certainteed.com](http://www.certainteed.com)

<http://blog.certainteed.com>

CertainTeed Corporation  
P.O. Box 860  
Valley Forge, PA 19482

Professional: 800-233-8990  
Consumer: 800-782-8777

© 05/10 CertainTeed Corporation  
Code No. CTC-4809