

SUBMITTAL SHEET

STRETCH METAL

HOOK-ON

Project Name _____

Specification Section _____

Ceiling Type _____

SUBSTRATE: Steel (all mesh types available in steel)
 Aluminum (upon request)
 (Material gauge to be determined by pattern type)

SIZES

LS6, LS8, LS10, LS12, LS16 LD10, LD16	LD20 Rotterdam, LD28 Moscow LD43 Paris, LD62 Dubai, LD85 New York
<input type="checkbox"/> 12" x _____	<input type="checkbox"/> 12" x _____
<input type="checkbox"/> 18" x _____	<input type="checkbox"/> 18" x _____
<input type="checkbox"/> 24" x _____	<input type="checkbox"/> 24" x _____
	<input type="checkbox"/> 30" x _____
(Panel lengths available 24" - 72" max length)	(Panel lengths available 24" - 96" max length)

MESH TYPES

Micro Mesh Square (Folded & Flat)	Micro Mesh Diamond (Folded & Flat)	Macro Mesh Diamond (Flat only)
<input type="checkbox"/> LS6 <input type="checkbox"/> LS12	<input type="checkbox"/> LD10	<input type="checkbox"/> LD43 Paris
<input type="checkbox"/> LS8 <input type="checkbox"/> LS16	<input type="checkbox"/> LD16	<input type="checkbox"/> LD62 Dubai
<input type="checkbox"/> LS10	<input type="checkbox"/> LD20 Rotterdam	<input type="checkbox"/> LD85 New York
	<input type="checkbox"/> LD28 Moscow	

PANEL OPTIONS* Folded Flat
 (*LD43 Paris, LD62 Dubai, LD85 New York available in Flat only, all others available in Flat & Folded)

PANEL TYPES Single Continuous

COLOR/FINISH

- Cotton White 0280 / RAL 9010 Pure White, Matte/Eggshell Gloss 5-15%
- Signal White 7003P / RAL 9003 Signal White, Matte/Eggshell Gloss 5-15%
- Traffic White 5016P / RAL 9016 Traffic White, Matte/Eggshell Gloss 5-15%
- Natural 7163P / RAL 9006 White Aluminum, Matte/Eggshell Gloss 5-15%
- Atlantic Grey 1117 / RAL 9007 Grey Aluminum, Matte/Eggshell Gloss 5-15%
- Starless Black 5000P / RAL 9005 Jet Black, Matte/Eggshell Gloss 5-15%
- Raven Black 5030P / RAL 9005 Jet Black, Satin-Gloss 25-40%
- Sable Black 5060P / RAL 9005 Jet Black, Semi-Gloss 40-70%
- Wet Glass Black 5095P / RAL 9005 Jet Black, Full Gloss 70-90%
- Other RAL # _____

Reference of Gloss Types:	Matte/Eggshell Gloss (5-15%)	Satin-Gloss (25-40%)
	Semi-Gloss (40-70%)	Full-Gloss (70-90%)

EXPOSURE Interior Only

Shop Drawings required on all Stretch Metal projects.

To Contact Us:
 5015 Oakbrook Parkway, Suite 100
 Norcross, GA 30093
 phone: 800.366.4327
 fax: 770.806.0214
 www.certainteed.com/architectural



SUBMITTAL SHEET STRETCH METAL HOOK-ON


MESH TYPES

All types available in steel. Aluminum on request. All meshes shown 1:3 scale.

Note: Mesh shapes: S = Square and D = Diamond


Micro Mesh Square (Folded & Flat)

LS6




Open area: 36%

LS8




Open area: 54%

LS10




Open area: 57%

LS12



Open area: 70%


LS16



Open area: 46%


Micro Mesh Diamond (Folded & Flat)

LD10




Open area: 45%

LD16




Open area: 47%

LD20 Rotterdam



Open area: 55%


LD28 Moscow



Open area: 55%

Macro Mesh Diamond (Flat only)

LD43 Paris




Open area: 60%

LD62 Dubai



Open area: 36%

LD85 New York



Open area: 48%

PHYSICAL DATA

Substrate: Aluminum and Steel

Warranty: 1 year Limited Warranty

Seismic rating: Zones A,B,C,D,E,F

Fire rating:

Class A Fire Rated per ASTM E84

- Painted or anodized metal: Flame spread: ≤ 25 , Smoke ≤ 50

Class A Fire Rated per CAN/ULC-S102

- Painted or anodized metal: Flame spread: ≤ 25 , Smoke ≤ 50

Weight: Varies

Wind load: N/A

Recycled content: Up to 92% (Aluminum); 25% (Steel)

Light reflectance (LR) Coefficient per ASTM E1264 & ASTM E1477:

- Varies with finish

For technical details, go to certainteed.com/architectural • 800.366.4327