

CANOPIES

Wood Ceilings & Walls

A high-end design aesthetic for open space ceilings, this line of wood canopies includes flat, convex, or concave rectangles and rhombi.



APPLICATIONS

- Open Offices
- Lobbies & Atria
- Common Spaces
- Large Auditoriums

VENEERS AND FINISHES

Plain Slice Veneers

Natural veneers with distinct grains, cathedral arches, and natural variation in color and texture



Steamed European Beech (VEBO)



Natural Cherry (VPCO)



Medium Brown Cherry (VPCB)



Medium Red Cherry (VPCR)



Cherry (RRCO)



Maple (RMC0)



Narrow Cane Bamboo Caramel (BNCO)




Maple (VMPO)



Red Oak (VPRO)



Walnut Coffee (VPWC)



Walnut (VPW0)



Walnut (RWNO)



Quartered Blonde (ROB0)



Narrow Cane Bamboo Natural (BNNO)

Actual shades or grains may vary; request a sample for more accurate finish portrayal. Additional special order options available.

Reconstituted Veneers

Veneers engineered for visual and color consistency

Bamboo Veneers

Veneers engineered from rapidly-renewable bamboo

FEATURES AND BENEFITS

- Design from our veneer and finish library or specify a custom veneer, finish, or paint color to match project elements
- Multiple orientations available to enable design flexibility including flat or curved rectangles and rhombi
- Installation components required for your project are included when you work with our Technical Sales Specialists through design, quoting, and ordering
- FSC® available on request

SUSPENSION HARDWARE



Canopy Hanging Kit (HW-CABLEKIT)

EDGE DETAIL



Knife Edge



Trim Edge (Edge Banded)

LEED® v4

RECYCLED CONTENT

80%



EQ: Acoustic Performance



MR: Sourcing of Raw Materials¹



MR: Regional Material (Location Specific)







¹Ask about FSC® availability (FSC-C151918)

Additional Credits may apply; contact Wood Ceilings and Walls Technical Sales for information

LEED® is a registered trademark of the U.S. Green Building Council.

CANOPIES

Wood Ceilings & Walls

CANOPIES	Product Name	Dimensions (W x L x T) (in.)	Fire Class	Weight (lbs./sq. ft.)
RECTANGLE - CONCAVE				
	7005ER_____	Concave Rectangle	36 x 72 x 3/4	A 3.1
	7020ER_____	Concave Rectangle	48 x 96 x 3/4	A 3
RECTANGLE - CONVEX				
	7010XR_____	Convex Rectangle	36 x 72 x 3/4	A 3.1
	7025XR_____	Convex Rectangle	48 x 96 x 3/4	A 3
RECTANGLE - FLAT				
	7015FR_____	Flat Rectangle	36 x 72 x 3/4	A 3.1
	7030FR_____	Flat Rectangle	48 x 96 x 3/4	A 3
RHOMBUS - CONCAVE				
	7045RE_____	Rhombus Concave	48 x 96 x 3/4	A 2.8
RHOMBUS - CONVEX				
	7050RX_____	Rhombus Convex	48 x 96 x 3/4	A 2.8
RHOMBUS - FLAT				
	7040RF_____	Rhombus Flat	36 x 72 x 3/4	A 3
	7055RF_____	Rhombus Flat	48 x 96 x 3/4	A 2.8

CAN'T FIND A SIZE? Additional configurations, sizes, and finishes available. Contact Wood Ceilings and Walls Technical Sales, call 888-357-2345.

UNDERSTANDING ITEM NUMBERS

To specify or order a specific product, include the 4-digit Item Number followed by the 2-character Configuration Code and the 2-character Color Code.

Example: To order a 36" x 72" concave rectangle in Narrow Cane Natural Bamboo, specify **7005 ER BNNO**

↓ ↓ ↓
 Item number Configuration Code Color Code

CANOPIES

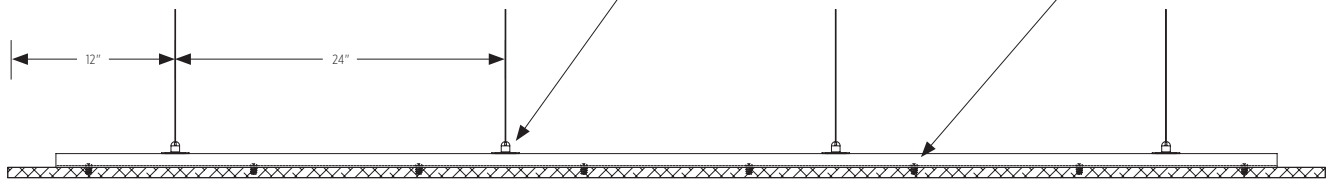
Wood Ceilings & Walls

INSTALLATION EXAMPLE

Canopy Reverse View



Flat Canopy Side View



CANOPIES

Wood Ceilings & Walls

SPECIAL ORDER VENEERS AND FINISHES



Actual shades or grains may vary; request a sample for more accurate finish portrayal.



SPECIAL ORDER EDGE DETAILS



SPECIAL ORDER CONFIGURATIONS

Contact Wood Ceilings and Walls Technical Sales for more information on custom configurations, visual options including channeled, slotted, and perforated options, edge details, and additional installation methods.

ACCESSORIES

INSTALLATION ACCESSORIES	Product Name	Use
	HW-CABLE KIT Canopy Hanging Kit	For suspending the canopy from the deck or ceiling above; six (6) hanging kits per 36" x 72" panel, eight (8) hanging kits per 48" x 96" panel; each kit includes 120" long, 3/32" thick aircraft cable and hardware to connect to canopy; method of attachment to the structure of any accessory is provided by others
	C-101 3" Alignment Splice Plates	For connecting two or more canopies into connected free-hanging units; minimum two (2) splice plates required per connection; order by piece as required for installation

PHYSICAL DATA

MATERIAL

Fire-retardant Particle Board or fire-retardant MDF; galvanized steel strut

SURFACE FINISH

Clear topcoat with 20% sheen

FIRE CLASS

Class A per ASTM E84/ULC S102
Flame Spread: 25 or less
Smoke Developed: 50 or less

SITE CONDITIONS

Wood panels must be acclimatized for 72 hours prior to installation. Maintain relative humidity between 25% and 55% and temperature between 50°F and 89°F (10°C and 32°C) for the life of the product.

Wood is a natural material with varying grain and color characteristics. Characteristics may vary from panel to panel.

SEISMIC RESTRAINT

See installation instructions for seismic area installation information.

WARRANTY

Full warranty information can be found at CertainTeed.com/ceilings.



CertainTeed

CEILINGS • DECKING • FENCE • GYPSUM • INSULATION • RAILING • ROOFING • SIDING • TRIM
20 Moores Road Malvern, PA 19355 Professional: 800-233-8990 Consumer: 800-782-8777 certainteed.com