

CertainTeed Solar

CT SERIES 120 HALF-CELL BIFACIAL SOLAR MODULES



Half-Cell Monocrystalline Type

CT360HC12-06
CT365HC12-06
CT370HC12-06



Features and Benefits

High Quality / High Power

- Up to 370W with All-Black design
- Designed to be resilient for extreme weather
- Produces up to 30% more energy with rear-side generation

Limited Warranty*

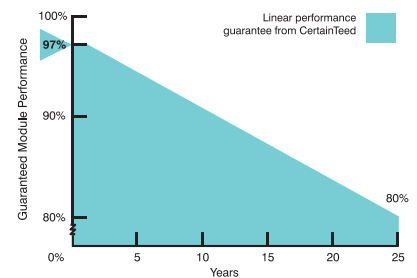
- 25-year linear power output warranty

*See CertainTeed's limited warranty for details

See reverse for
product specifications



Power Output Warranty





Electrical Characteristics

| | | 360W | 365W | 370W |
|---------------------------------|-------------------------------------|----------|-------|-------|
| Nominal Output (Pmpp) | W | 360 | 365 | 370 |
| Voltage at Pmax (Vmpp) | V | 33.8 | 33.96 | 34.06 |
| Current at Pmax (Impp) | A | 10.66 | 10.75 | 10.87 |
| Open Circuit Voltage (Voc) | V | 40.6 | 40.7 | 40.8 |
| Short Circuit Current (Isc) | A | 11.24 | 11.36 | 11.51 |
| Output Tolerance | W | -0 / + 5 | | |
| No. of Cells & Connections | 120 half-cells with 3 bypass diodes | | | |
| Maximum Series Fuse Rating | 20A | | | |
| Cell Type | 6" half-cut monocrystalline | | | |
| Module Efficiency | % | 19.73 | 20.01 | 20.29 |
| Temperature Coefficient of Pmpp | %/C | -0.36 | | |
| Temperature Coefficient of Voc | %/C | -0.29 | | |
| Temperature Coefficient of Isc | %/C | 0.05 | | |



Mechanical Characteristics

| | |
|---------------|---|
| Laminate | Glass: 3.2 high transmission, tempered, anti-reflective Encapsulant: POE Backsheet: Weatherproof film (Transparent) |
| Frame | Anodized aluminum (Black) |
| Junction Box | IP68 |
| Output Cables | 4 mm ² (12AWG) PV Wire, Length 1.2m (47.2") |
| Connectors | Polarized MC compatible |
| Weight | 20.5 kg (45.19 lbs) |

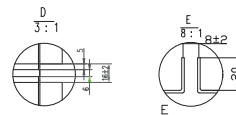
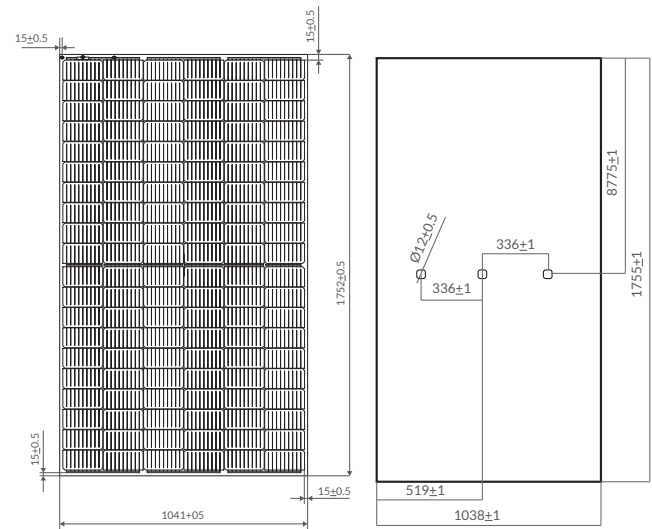


Operating Conditions

| | |
|------------------------------|---|
| Nominal Operating Cell Temp. | 44+/-2° C |
| Operating Temperature | -40 to 85° C |
| Maximum System Voltage | 1,500V |
| Fire Performance | Class C / Type 1 |
| Maximum Wind Load | 113 lbs/ft ² (5400 PA) / 210 mph |
| Maximum Snow Load | 113 lbs/ft ² (5400 Pa) |



Dimensions



Suitable for Jindou/Haitian (PV-DX-1203)/(PV-HT021) three split junction box



CertainTeed

CEILINGS • DECKING • FENCE • GYPSUM • INSULATION • RAILING • ROOFING • SIDING • TRIM

20 Moores Road Malvern, PA 19355 Professional: 800-233-8990 Consumer: 800-782-8777 certainteed.com