

SUSPENSION SYSTEMS

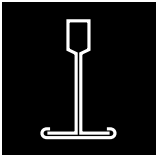
15/16" Classic Aluminum Capped Hook System




\$\$\$

TOOLS


Visit CertainTeed.com/Ceilings
Download HPDs and EPDs
LEED® Information / BIM Objects
3-Part Specs / Data Pages




MAIN RUNNER



CROSS TEE




15/16" WALL ANGLE



Main Runner



Cross Tee



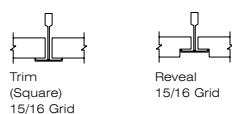
15/16" Wall Angle

The Classic Aluminum Capped Hook System is for areas where moisture is a concern, such as commercial kitchens, laboratories and computer rooms.

FEATURES & BENEFITS

- Double web design for lasting durability and strength
- Integral hook joinery featured on main runners for easy installation
- Cross tees feature hook-over end tab design for positive locking and easy removal
- Cross tees feature a butt-cut end design
- Grid features G30 hot-dipped galvanized steel web construction for corrosion resistance
- Satisfies USDA/FSIS guidelines for sanitary applications
- Available in standard white and black
- High recycled content - 3rd party certified

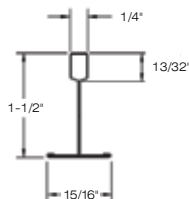
AVAILABLE EDGE DETAILS



Trim (Square)
15/16 Grid




Reveal
15/16 Grid

MAIN RUNNERS





ATTRIBUTES

	DESCRIPTION	GRID FACE (INCHES)	DIMENSIONS (INCHES)	SLOT SPACING (INCHES)	STRUCTURAL CLASSIFICATION (ASTM C635)	 RECYCLED CONTENT TOTAL	 RECYCLED CONTENT PRE	 RECYCLED CONTENT POST	PIECES PER CARTON	FEET PER CARTON
15/16" CLASSIC ALUMINUM CAPPED HOOK SYSTEM										
ACH12-12-15	Main Runner	15/16	144 x 1-1/2 x 15/16	6 O.C.	ID	57%	25%	32%	20	240
ACH2-12-12	Cross Tee	15/16	24 x 1-1/2 x 15/16	12 O.C.	—	58%	25%	33%	60	120
ACH4-12-12	Cross Tee	15/16	48 x 1-1/2 x 15/16	—	—	58%	25%	33%	60	240
WA15-15SAL	Wall Angle (Aluminum)	15/16	144 x 15/16" x 15/16	—	—	53%	9%	44%	40	480
WA15-15	Wall Angle	15/16	144 x 15/16 x 15/16	—	—	88%	19%	69%	40	480