

## SUSPENSION SYSTEMS

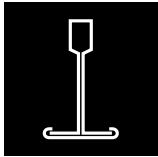
### 15/16" Classic Aluminum Capped Stab System



\$\$\$

#### TOOLS

Visit [CertainTeed.com/Ceilings](http://CertainTeed.com/Ceilings)  
Download Technical Brochures  
LEED® Information / BIM Objects  
3-Part Specs / Data Pages




#### MAIN RUNNER



Main Runner



Cross Tee



15/16" Wall Angle

#### CROSS TEE



#### 15/16" WALL ANGLE



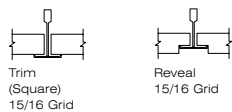
The Classic Aluminum Capped Stab System is for areas where moisture is a concern, such as commercial kitchens, laboratories and sanitary spaces.

#### FEATURES & BENEFITS

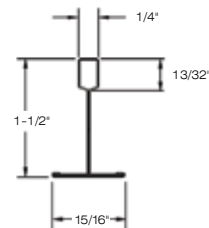
- Double web design for lasting durability and strength
- Stepped-end design featured on cross tees
- Cross tees feature staked-on end tabs for optimal tightness for ease of installation
- Grid features G30 hot-dipped galvanized steel web construction for corrosion resistance
- Satisfies USDA/FSIS guidelines for sanitary applications
- Suitable for all seismic applications
- Seismic compliant per ICC ESR-3336
- Available in standard white and black and 5 additional colors
- High recycled content - 3rd party certified

Standard White	Black (BLK)	Blondewood (BLW)	Beige Breeze (BEB)	Silver Lining (SIL)	Wet Clay (WEC)	White Wash (WW)
----------------	-------------	------------------	--------------------	---------------------	----------------	-----------------

#### AVAILABLE EDGE DETAILS






#### MAIN RUNNERS





## ATTRIBUTES

	DESCRIPTION	GRID FACE (INCHES)	DIMENSIONS (INCHES)	SLOT SPACING (INCHES)	STRUCTURAL CLASSIFICATION (ASTM C635)	SEISMIC DESIGN CATEGORY	 RECYCLED CONTENT TOTAL	 RECYCLED CONTENT PRE	 RECYCLED CONTENT POST	PIECES PER CARTON	FEET PER CARTON
<b>15/16" CLASSIC ALUMINUM CAPPED STAB SYSTEM</b>											
<b>ACS12-12-15</b>	Main Runner	15/16	144 x 1-1/2 x 15/16	6 O.C.	ID	A-C	57%	25%	32%	20	240
<b>ACS12-12-20</b>	Main Runner	15/16	144 x 1-1/2 x 15/16	6 O.C.	HD	A-F	57%	25%	32%	20	240
<b>ACS2-12-12</b>	Cross Tee	15/16	24 x 1-1/2 x 15/16	—	—	—	58%	25%	33%	60	120
<b>ACS4-12-12</b>	Cross Tee	15/16	48 x 1-1/2 x 15/16	12 O.C.	—	—	58%	25%	33%	60	240
<b>WA15-15SAL</b>	Wall Angle (Aluminum)	15/16	144 x 15/16 x 15/16	—	—	—	53%	9%	44%	40	480
<b>WA15-15</b>	Wall Angle	15/16	144 x 15/16 x 15/16	—	—	—	88%	19%	69%	40	480

## PHYSICAL DATA

**Material** — Hot dipped galvanized steel (G30)

**Face Dimension** — 15/16"

**Cross Tee/Main runner Interface** — Stepped-end/Override

**Duty Classification** — Heavy-duty or Intermediate duty

**Surface Finish** — Painted Aluminum Cap

**Profile Height** — 1-1/2"

**End Detail** — Main Runner: Integral Stab  
Cross Tee: Staked-on Stab Clip

**Seismic Rating** — Cat. A, B, C, D, E, F

### ICC EVALUATION SERVICE, INC., REPORT COMPLIANCE

Suspension systems manufactured by CertainTeed Ceilings have been reviewed and are approved by listing in ICC-ES Evaluation Report ESR-3336. CertainTeed Ceilings suspension systems have been reviewed and are approved by listing in L.A. Research Report number 25978. Evaluation Reports are subject to reexamination, revision and possible cancellation. Refer to [CertainTeed.com/Ceilings](http://CertainTeed.com/Ceilings) for current reports.