

9/16" EZ STAB BOLT SLOT SYSTEM - 1/8" REVEAL

Acoustical Suspension Systems

The EZ Stab Bolt Slot System provides increased strength and stability for easier ceiling grid installation.


MAIN RUNNER



CROSS TEE



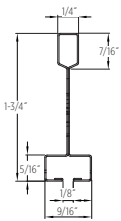
9/16" | 7/8" WALL ANGLE



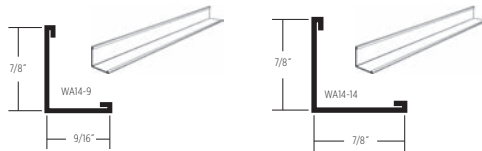
FEATURES AND BENEFITS

- Narrow 9/16" face features a 1/8" center regress and is compatible with certain narrow reveal edge panels
- ICC Certified (ESR-3336) and City of Los Angeles Building Code compliant via ESR-3336 LABC Supplement
- Double-stitched web design for lasting durability and strength
- Intermediate- and heavy-duty certified profiles available for all seismic applications
- Grid features fully painted and G30 hot-dipped galvanized steel construction for corrosion resistance
- Mitered design on cross tee and main runner intersections produces a clean, continuous slot with multiple lengths and miter spacing to accommodate many module sizes
- EZ Stab clip technology allows for a fast and strong connection on cross tees with added removability
- Available in standard white only (consult your Sales Representative about custom colors)

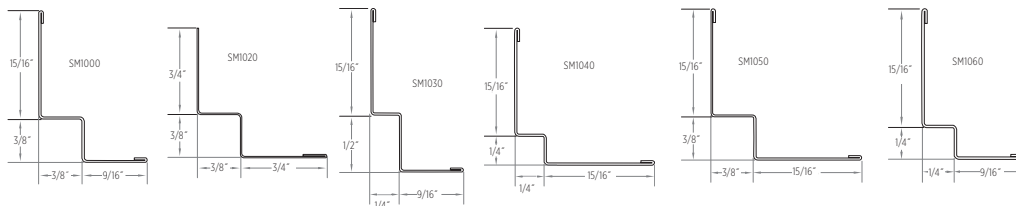
MAIN RUNNER



WALL ANGLE



SHADOW MOLDING



LEED® v4

RECYCLED CONTENT

MAIN RUNNER		
PRE: 19%	POST: 68-69%	TOTAL: 87-88%
CROSS TEE		
PRE: 19%	POST: 69%	TOTAL: 88%

- MR: PBT Source Reduction (Healthcare)
- MR: Material Ingredients (HPDs)
- MR: Sourcing Raw Materials
- MR: Environmental Product Declarations (EPDs)
- MR: Construction and Demolition Waste Management Planning

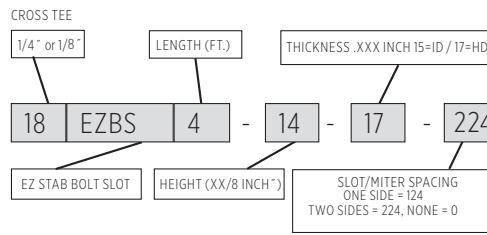
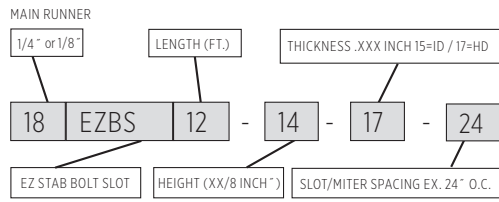
LEED® is a registered trademark of the U.S. Green Building Council.

DeclareSM
Living Building Challenge Red List Free®
DeclareSM is a service mark of
The International Living Future Institute

9/16" EZ STAB BOLT SLOT SYSTEM - 1/8" REVEAL

Acoustical Suspension Systems

CATALOG NUMBER BREAKDOWNS



	Grid Face (in.)	Dimensions (in.)	Slot Spacing (in.)	Pieces/carton	Ft./carton	Seismic Design Category	Structural Classification (ASTM C635)	Recycled Content PRE*	Recycled Content POST*	Recycled Content TOTAL*	Allowable Uniform Load (plf)	Allowable Concentrated Load at midspan (lbf)**
MAIN RUNNER												
18EZBS12-14-17-24	9/16	144 x 1-3/4 x 9/16	24 O.C.	20	240	A-F	HD	19%	69%	88%	16.1	40.2
18EZBS12-14-17-48	9/16	144 x 1-3/4 x 9/16	48 O.C.	20	240	A-F	HD	19%	69%	88%	16.1	40.2
18EZBS12-14-15-24	9/16	144 x 1-3/4 x 9/16	24 O.C.	20	240	A-C	ID	19%	68%	87%	13.0	32.5
18EZBS12-14-15-48	9/16	144 x 1-3/4 x 9/16	48 O.C.	20	240	A-C	ID	19%	68%	87%	13.0	32.5
18EZBS10-14-17-20	9/16	120 x 1-3/4 x 9/16	20 O.C.	20	200	A-F	HD	19%	69%	88%	16.1	40.2
18EZBS10-14-17-30	9/16	120 x 1-3/4 x 9/16	30 O.C.	20	200	A-F	HD	19%	69%	88%	16.1	40.2
18EZBS10-14-15-20	9/16	120 x 1-3/4 x 9/16	20 O.C.	20	200	A-C	ID	19%	68%	87%	13.0	32.5
18EZBS10-14-15-30	9/16	120 x 1-3/4 x 9/16	30 O.C.	20	200	A-C	ID	19%	68%	87%	13.0	32.5
CROSS TEE												
18EZBS1.67-14-15-00	9/16	20 x 1-3/4 x 9/16	—	50	83	—	—	—	—	—	115.8	96.5
18EZBS2-14-17-00	9/16	24 x 1-3/4 x 9/16	—	50	100	—	HD	19%	69%	88%	96.8	96.8
18EZBS2-14-15-00	9/16	24 x 1-3/4 x 9/16	—	50	100	—	—	—	—	—	74.7	74.7
18EZBS2.5-14-15-00	9/16	30 x 1-3/4 x 9/16	—	50	125	—	—	—	—	—	48.9	61.1
18EZBS4-14-15-00	9/16	48 x 1-3/4 x 9/16	—	50	200	—	—	—	—	—	13.0	32.5
18EZBS4-14-15-224	9/16	48 x 1-3/4 x 9/16	24 O.C. (both sides)	50	200	—	—	—	—	—	13.0	32.5
18EZBS4-14-15-124	9/16	48 x 1-3/4 x 9/16	24 O.C. (one side only)	50	200	—	—	—	—	—	13.0	32.5
18EZBS4-14-17-00	9/16	48 x 1-3/4 x 9/16	—	50	200	—	HD	19%	69%	88%	16.1	40.2
18EZBS4-14-17-224	9/16	48 x 1-3/4 x 9/16	24 O.C. (both sides)	50	200	—	HD	19%	69%	88%	16.1	40.2
18EZBS4-14-17-124	9/16	48 x 1-3/4 x 9/16	24 O.C. (one side only)	50	200	—	HD	19%	69%	88%	16.1	40.2
18EZBS5-14-15-00	9/16	60 x 1-3/4 x 9/16	—	20	100	—	—	—	—	—	7.6	23.8
18EZBS5-14-15-230	9/16	60 x 1-3/4 x 9/16	30 O.C. (both sides)	20	100	—	—	—	—	—	7.6	23.8
18EZBS5-14-15-220	9/16	60 x 1-3/4 x 9/16	20, 40 O.C. (both sides)	20	100	—	—	—	—	—	7.6	23.8
18EZBS5-14-15-120	9/16	60 x 1-3/4 x 9/16	20, 40 O.C. (one side only)	20	100	—	—	—	—	—	7.6	23.8
WALL ANGLE												
WA14-9	9/16	144 x 7/8 x 9/16	—	40	480	—	—	19%	69%	88%	—	—
WA14-14	7/8	144 x 7/8 x 7/8	—	40	480	—	—	19%	69%	88%	—	—
WA32-32	2	120 x 2 x 2	—	20	200	—	—	19%	69%	88%	—	—
WA32-32-12	2	144 x 2 x 2	—	20	240	—	—	19%	69%	88%	—	—
WA32-15	2	120 x 15/16 x 2	—	20	200	—	—	19%	69%	88%	—	—
WA32-15-12	2	144 x 15/16 x 2	—	20	240	—	—	19%	69%	88%	—	—
SHADOW MOLDING												
SM1000	—	120 x 15/16 x 3/8 x 3/8 x 9/16	—	40	400	—	—	19%	69%	88%	—	—
SM1020†	—	120 x 3/4 x 3/8 x 3/8 x 3/4	—	40	400	—	—	19%	69%	88%	—	—
SM1030	—	120 x 15/16 x 1/2 x 1/4 x 9/16	—	40	400	—	—	9%	44%	53%	—	—
SM1040	—	120 x 15/16 x 1/4 x 1/4 x 15/16	—	40	400	—	—	9%	44%	53%	—	—
SM1050	—	120 x 15/16 x 3/8 x 3/8 x 15/16	—	40	400	—	—	9%	44%	53%	—	—
SM1060	—	120 x 15/16 x 1/4 x 1/4 x 9/16	—	40	400	—	—	9%	44%	53%	—	—

†SM1020 is not hemmed along 3/4" side






*Maximum recycled content percentage. Recycled content varies by manufacturing location.

**Allowable concentrated loads at midspan are determined in accordance with AC308 Section 3.2. For each framing member, the allowable concentrated load must not be combined with the allowable uniform load. Use Standard 9/16" Wall Angle and Shadow Molding

9/16" EZ STAB BOLT SLOT SYSTEM - 1/8" REVEAL

Acoustical Suspension Systems

ACCESSORIES

		Item Number	Product Name	Dimensions L' x W' x H' (mm)	Color	Pieces/ carton	Lbs./ carton
SEISMIC		CTSPC-2	Seismic Perimeter Clip	3-1/16 x 2-1/4 x 1-1/16 (78 x 58 x 27)	Metal	100	9
		CTSTJ	Seismic Transition Joint Clip	3-1/2 x 3-1/2 x 1-3/16 (89 x 89 x 31)	Metal	100	10
BOLT SLOT		BSNC18	1/8" Bolt Slot Notch Cover - White notch cover for 1/8" EZ Stab Bolt Slot Systems	1-1/2" x 1/4" x 11/32" (38 x 6 x 9)	White	100	1
		HW12	Hanger Wire 12" (3660 mm) 12 Gage (2.05 mm)	144 x 12 gage x 12 gage (3658 x 12 gage x 12 gage)	Metal	141	50
		SFYK	SmartFit Yoke	8.55 x 1.25 x 9.56 (217 x 32 x 243)	Metal	20	9

PHYSICAL DATA

MATERIAL

Fully painted and hot dipped galvanized steel (G30)

FACE DIMENSION

9/16"

CROSS TEE/MAIN RUNNER INTERFACE

Mitered

LOAD CLASSIFICATION

Heavy duty and Intermediate duty per ASTM C635

SURFACE FINISH

Fully Painted

PROFILE HEIGHT

1-3/4"

END DETAIL

Main Runner: Integral Stab
Cross Tee: Staked-on Stab Clip

SEISMIC RATING

A, B, C, D, E, F

WARRANTY

10-year Limited Suspension Systems warranty increases to 15 years when installed with CertainTeed ceiling panels. Full warranty information can be found at certainteed.com/ceilings.

SEISMIC PERFORMANCE

MAIN RUNNERS:

18EZBS12-14-17-24, 18EZBS12-14-17-48,
18EZBS10-14-17-20, 18EZBS10-14-17-30,
18EZBS12-14-15-24, 18EZBS12-14-15-48,
18EZBS10-14-15-20, 18EZBS10-14-15-30

MINIMUM LBS. TO PULLOUT COMPRESSION/TENSION:

180 lbs.

CROSS TEES:

18EZBS2-14-17-00, 18EZBS4-14-17-00,
18EZBS2-14-17-224, 18EZBS2-14-17-124,
18EZBS1.67-14-15-00, 18EZBS2-14-15-00,
18EZBS2.5-14-15-00, 18EZBS4-14-15-224,
18EZBS4-14-15-124, 18EZBS5-14-15-00,
18EZBS5-14-15-230, 18EZBS5-14-15-220,
18EZBS5-14-15-120

ICC EVALUATION SERVICE, INC., REPORT COMPLIANCE

Suspension systems manufactured by CertainTeed ceilings have been reviewed and are approved by listing in ICC-ES Evaluation Report ESR-3336. CertainTeed suspension systems have been reviewed and are approved by listing in the City of Los Angeles Building Code ESR-3336 LABC Supplement. Evaluation Reports are subject to reexamination, revision and possible cancellation. Refer to certainteed.com/ceilings for current reports.



CertainTeed

CEILINGS • DECKING • FENCE • GYPSUM • INSULATION • RAILING • ROOFING • SIDING • TRIM
20 Moores Road Malvern, PA 19355 Professional: 800-233-8990 Consumer: 800-782-8777 certainteed.com

9/16" EZ STAB BOLT SLOT SYSTEM - 1/8" REVEAL

Acoustical Suspension Systems

