

**RESTORATION
SMOOTH™**

**A Family of Siding Panels
Steeped in
Architectural Tradition**





A Heritage of Authenticity

Wolverine, a quality brand of CertainTeed Corporation, has a long tradition of developing innovative and architecturally inspired cladding products for generations of American homes.

Learn more at www.siding.com.

Restoration Smooth™

Wolverine design engineers studied the architectural elements of cladding and trim on fine historic homes. Restoration Smooth siding, trim and accessories all have the realistic finish of carefully sanded, sealed and painted wood. Create great looks for your home, while enjoying all the long-lasting, low-maintenance benefits of vinyl siding.

Design Choices

Wolverine offers a wide selection of siding, soffit and decorative trim in a broad range of profiles, colors and finishes. This gives you choices from a complete exterior design system. You can mix and match from many options to achieve the style and look you want, whether your home is remodeled, restored or brand new.

*Restoration Smooth Dutchlap siding ►
in sterling gray.*

Why Wolverine?

The Restoration Smooth™ Promise



Wolverine Restoration Smooth and the Wolverine Exterior Design System will bring three things to your home: *Beauty, Performance* and *Durability*, whether you're building new, remodeling or restoring. You'll get the industry's most popular profiles, a premium finish and an array of colors. You'll get flatter walls and tighter laps. You'll get accessories and trim that will make your home look great. You'll get the innovative **GripLock™** channel and lock system that gives Restoration Smooth straighter walls, season after season, year after year. And you'll have the peace of mind offered by the Restoration Smooth **STUDfinder™ Installation System**, Class 1(A) Fire Rating and the **StormRoll Hem™** for high wind resistance.

Quality Without Compromise

Wolverine siding products continue a heritage of high quality, long-lasting durability, color permanence and low maintenance. Every day, thousands of architects, builders, remodelers and homeowners put their trust in Wolverine.



Fade Resistance

Protection against fading, impact resistance and durability are all assured through our exclusive *PermaColor™ System*, a blend of our own *Certavin™* resin, superior micro-ingredients and state-of-the-art pigment chemistry. And quality control is maintained by *CertaVision™* a computer-optic system that performs 55 critical inspections on Wolverine products before packing and shipping.



Restoration Smooth Triple 3" in snow is the primary siding on this large home. Trim is Vinyl Carpentry® and Restoration Millwork®.



Restoration Smooth – A Tradition of Beauty

Siding with an Architectural History of Looking Good



Wolverine Restoration Smooth siding's look and finish date back to the 17th century. Harsh New England winters forced settlers to replace customary mud and twig walls with solid wood siding, called clapboards. They were laid in a uniform three-inch exposure for weather-resistance and an eye-pleasing appearance, then sealed and painted. "*Three-inch to the weather*" became architectural tradition and an industry standard for the Colonies. Wolverine design engineers re-created that standard with the study of historic structures. They found and emulated the beauty of three-inch clapboards, the first triple 3" vinyl siding. They gave it the smooth finish of sanded, sealed and painted wood. Coordinated with Vinyl Carpentry® and Restoration Millwork® trim, this comprises vinyl's most authentic exterior design system. Many preservation commissions approve Restoration Smooth for historic renovation.

Imagine Your Home with a Great Historic Finish

Even experts often mistake Restoration Smooth siding for freshly painted wood. You can have that same elegant look for your home. Choose the original Restoration Smooth finish in an array of popular colors, with its Class 1(A) Fire Rating, .088" StormRoll™ Hem for increased wind resistance, STUDfinder™ Installation System and GripLock™ for an accurate, smooth, attractive installation.



◀ *Restoration Millwork trimboards and beadboard panel is used to finish off the underside of the porch.*

Color Options:

Colonial White

Snow

Sandstone Beige

Heritage Cream

Herringbone

Silver Ash

Desert Tan

Light Maple

Sterling Gray

Savannah Wicker

Natural Clay

Cypress

Oxford Blue

Granite Gray

Note: Colors shown are as accurate as printing methods will permit. Please see product samples for actual shades.

Restoration Smooth is backed by a lifetime limited warranty that's transferable should you sell your home.



Choose a Smooth Profile for Your Home



Triple 3" Is the Siding with the Heritage

Start with the standard: "Three-inch to the weather" Restoration Smooth Triple 3" Clapboard siding. This profile beautifully re-creates the clapboard siding found on original Colonial homes, and is widely accepted by preservation commissions for historic renovations.

T3" Smooth Clapboard

A Traditionally Styled Panel

Another architecturally accurate panel is the Restoration Smooth Double 4-1/2" Clapboard siding. Copying wider clapboards created for larger 19th-century homes, this profile may be your choice, depending on your tastes and your home's design.

D4-1/2" Smooth Clapboard



Wider Dutchlap Panel offers Versatility

Restoration Smooth Dutchlap offers a full Double 4-1/2" profile with the authentic look of handcrafted siding found on many traditional homes.

D4-1/2" Smooth Dutchlap



Restoration Smooth Finish

Conventional sidings may have glossy finishes and exaggerated wood grain. The Restoration Smooth low-gloss finish replicates sanded, sealed and painted wood.

◀ *This large Midwestern home features Restoration Smooth D4-1/2" Clapboard siding in snow.*





Vinyl Carpentry® and Restoration Millwork® Trim

Beautiful Finishing Touches That Will Make All the Difference on Your Home

Vinyl Carpentry® and Restoration Millwork® coordinate with all Wolverine siding, for the look of true wood craftsmanship adding color*, interest and curb appeal.



The patented window and door Corner Block copies distinctive architecture. The Rosette is an optional, historically inspired addition.



SuperCorners™ are extra-wide, extra-long (20-ft.) traditional, fluted and beaded corners with rigid foam backing.



Restoration Millwork CustomCraft™ and Sheets are combined to create a deep, dramatic focal point under a large window.



Multiple Restoration Millwork products include a customized Crown Moulding application, Beadboard Panel on the porch ceiling, One-Piece Corner with built-in j-pocket and Trimboards around the doorway.

* See Installation Guidelines for painting Restoration Millwork.

Choose Restoration Smooth for Performance and Durability



Features to Keep Your Home Looking Great Over Time

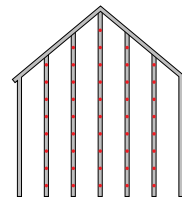
Both Restoration Smooth profiles utilize the StormRoll™ Hem with the STUDfinder™ Installation System. The hem is a .088" double thickness of Restoration Smooth's heavy-duty .044" siding, rolled over, giving the panel more rigidity for truer, straighter walls and exceptional wind resistance, tested¹ up to 180 mph. Restoration Smooth has Wolverine's exclusive GripLock™ channel and lock system that snaps panels securely in place for installation and helps create beautiful walls with tight laps.

Patented STUDfinder™ helps make installations accurate and safe

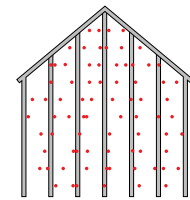
STUDfinder combines precisely spaced nail slots with indicator letters, designed to help ensure accurate and secure installation.

STUDfinder for Accuracy

- Nail slots align with 16" and 24" on-center standards for stud spacing
- Indicator letters help:
 - Determine location of studs
 - Ensure nails are positioned correctly
 - Ensure correct number of nails are used




With STUDfinder



Possible outcome without STUDfinder

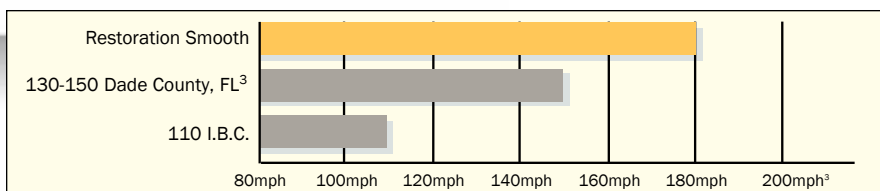
STUDfinder for Security and Performance

- Nailing to studs provides a strong and secure connection
- Protects against blow-offs from under-nailing
- Protects against buckling from over-nailing
- Helps avoid nailing into hazardous items between studs like plumbing, wiring and mechanical systems



STUDfinder, because beauty and performance start with a quality installation

Exceeds the Nation's Toughest Building Codes²



¹ Wind load rating per VSI wind speed calculation guidelines.

² mph scale is for comparison purposes only — building code calculations are based upon psf measurements using a variety of testing methods. Wind load tests utilize Double 4-1/2" Clapboard profile.

³ Wind load minimum varies based on location (130 to 150).

This traditionally-styled home features the clapboard profile in oxford blue.


Trim is Vinyl Carpentry® and Restoration Millwork®.

16"





CertainTeed products are designed to work together and complement each other in color and style to give your home a beautiful finished look.



Polymer Shakes & Shingles



Fiber Cement Siding



Fence



Insulated Siding



PVC Exterior Trim & Beadboard



Decking and Railing



Vinyl Siding



Vinyl Carpentry® Trim



Housewrap

buildingresponsibly™

ASK ABOUT OUR OTHER CERTAINTEED PRODUCTS AND SYSTEMS:

EXTERIOR: ROOFING • SIDING • TRIM • DECKING • RAILING • FENCE • FOUNDATIONS
INTERIOR: GYPSUM • CEILINGS • INSULATION • PIPE

CertainTeed Corporation
 P.O. Box 860
 Valley Forge, PA 19482

Professional: 800-233-8990
 Consumer: 800-782-8777
www.certainteed.com

Code No. WT108, © 6/11 CertainTeed Corporation, Printed in U.S.A.

