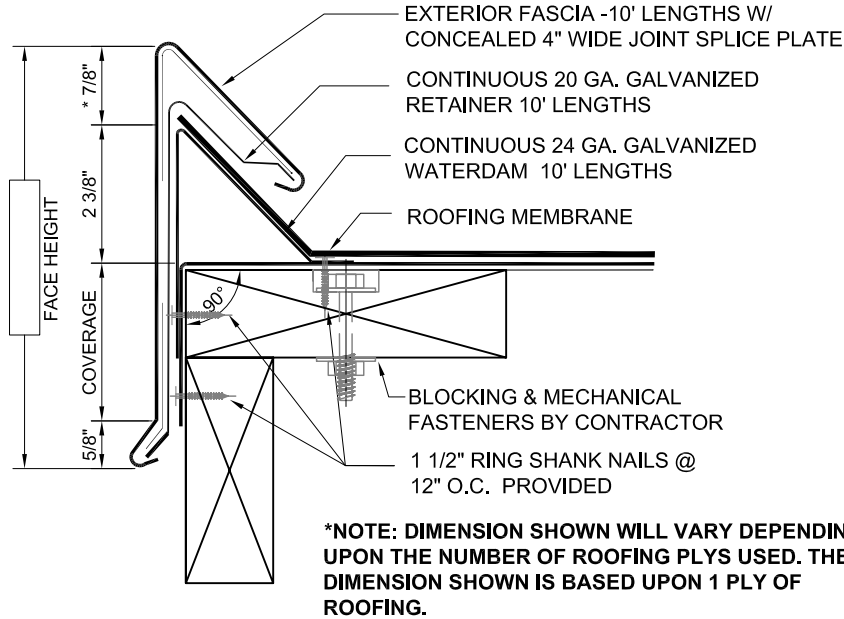


* Please contact manufacturer for verification of test report data on your specific project



<p>QUANTITY, THIS DETAIL</p> <p>_____ TOTAL LF</p> <p>_____ OUTSIDE CORNERS</p> <p>_____ INSIDE CORNERS</p> <p>_____ SPECIAL CORNERS (attach sketches)</p> <p>_____ END CAP - L</p> <p>_____ END CAP - R</p> <p>_____ SPILLOUT</p> <p>_____ SUMP</p> <p>_____ RADIUS LF</p> <p>_____ RADIUS CORNERS (attach sketches)</p>	<p>MATERIAL</p> <p><input type="checkbox"/> ALUMINUM</p> <p><input type="checkbox"/> GALVANIZED</p> <p><input type="checkbox"/> STAINLESS STEEL</p> <p><input type="checkbox"/> _____</p> <p>THICKNESS</p> <p><input type="checkbox"/> .050</p> <p><input type="checkbox"/> .063</p> <p><input type="checkbox"/> 24 GA</p> <p><input type="checkbox"/> _____</p>	<p>ACCESSORY TYPE</p> <p><input type="checkbox"/> WELDED</p> <p><input type="checkbox"/> FOLDED</p> <p>* IF ACCESSORY TYPE IS NOT CHECKED, WE WILL ASSUME "FOLDED".</p>	<p>FINISH</p> <p><input type="checkbox"/> MILL FINISH</p> <p><input type="checkbox"/> PREFINISHED KYNAR</p> <p><input type="checkbox"/> POST FINISHED KYNAR</p> <p><input type="checkbox"/> PREFINISHED ANODIZE</p> <p><input type="checkbox"/> POST FINISHED ANODIZE</p> <p><input type="checkbox"/> _____</p> <p>.063 PREFINISHED KYNAR IS ONLY AVAILABLE IN 7 STD. COLORS.</p> <p>COLOR _____</p>
--	--	---	---

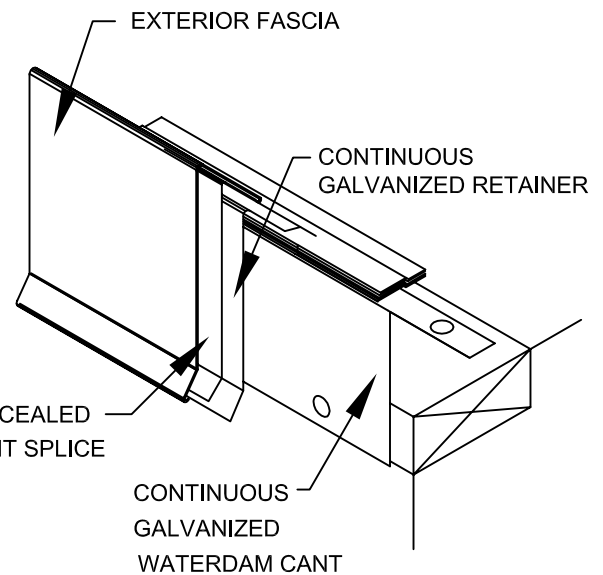
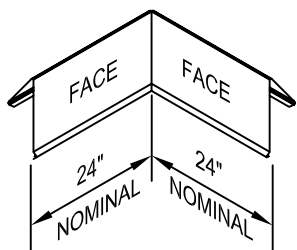
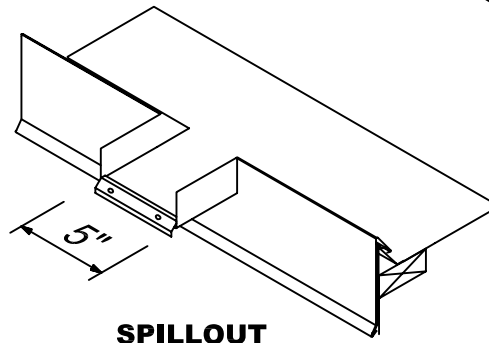
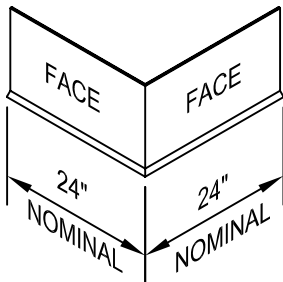
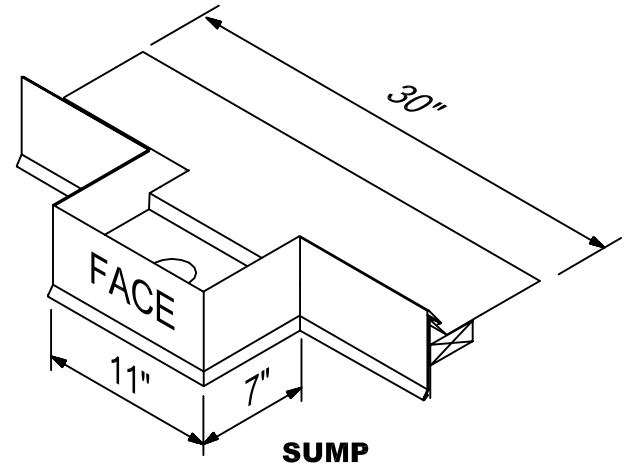
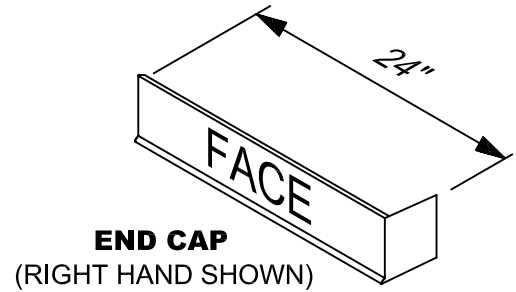
<p>Transmittal</p> <p><input type="checkbox"/> REQUEST FOR QUOTATION</p> <p><input type="checkbox"/> SUBMIT FOR APPROVAL</p> <p><input type="checkbox"/> REQUEST FOR INFORMATION</p> <p><input type="checkbox"/> CONFIRMING TELECONFERENCE</p> <p><input type="checkbox"/> FOR YOUR FILES</p> <p>By _____ Date _____</p>	<p>Customer Approval</p> <p><input type="checkbox"/> APPROVED FOR FABRICATION</p> <p><input type="checkbox"/> APPROVED AS NOTED</p> <p><input type="checkbox"/> AMEND & RESUBMIT</p> <p>_____</p> <p>Authorized Customer Signature</p> <p>_____</p> <p>Title _____ Date _____</p>
---	---

Job Name	Job #
Location	Sheet of
Customer	By
Representative	Date
Architect	

FlintEdge Fascia GG

Fascia Model	Face Height in.	Minimum Fascia Gauge in.	Coverage in. * SEE NOTE	Water Dam Gauge B&S
FE-625	6 1/4	.050	2 3/8	24
FE-775	7 3/4	.050	4 7/8	22
FE-925	8 1/4	.050	5 3/8	20
FE-1075	10 3/4	.050	6 7/8	20

* NOTE: COVERAGE SHOWN HAS BEEN DETERMINED BY USING 1 ROOFING PLY. ADDITIONAL PLYS WILL REDUCE COVERAGE.



STANDARD FASCIA CORNERS ARE 90° - 24" X 24".
STANDARD END CAPS ARE 24" LONG.

FOR SPECIAL CORNER REQUIREMENTS, ATTACH SKETCHES OR CONSULT MFR. FOR ASSISTANCE.

MINIMUM AND MAXIMUM SIZES ARE INDICATED. INTERMEDIATE SIZES MAY BE SPECIFIED WITHIN THESE RANGES. CONSULT MFR. FOR REQUIREMENTS NOT WITHIN THESE RANGES.

CertainTeed Roofing
750 E. Swedesford Road
Valley Forge, PA 19482
Phone: (800) 999-5150
Fax: (800) 999-5350
Email: ctrpgcscentral@saint-gobain.com
www.certainteed.com